



REGIONALNA KONFERENCJA WARSZTATOWA

TRANSFORMACJA CYFROWA Z ETWINNING

19 LISTOPADA 2024

**SALA KONFERENCYJNA, UL. KATARZYŃSKA 1F,
55-010 RADWANICE, GM. SIECHNICE.**

Rejestracja na: WWW.ETWINNING.PL



Regionalna konferencja warsztatowa


**„Platforma Europejskiej Edukacji Szkolnej
i narzędzia eTwinning”**

Malwina Kordus





Universum Challenges




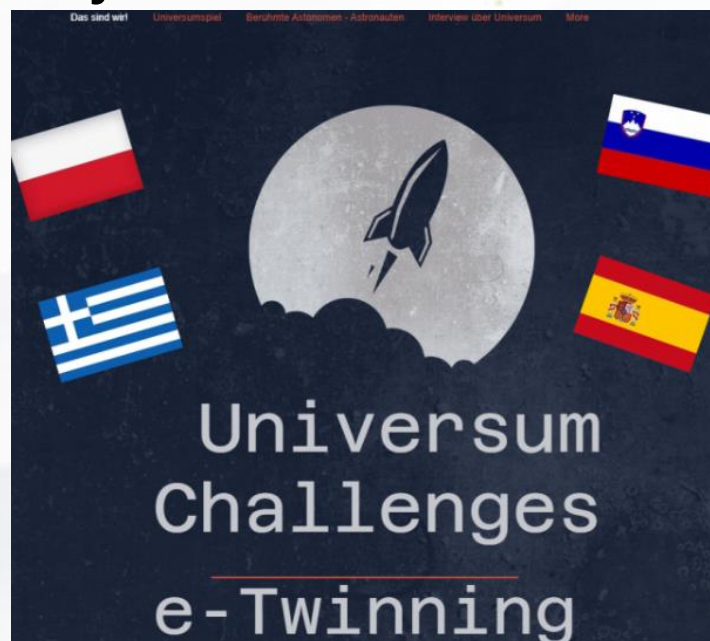
Cele:

Zwiększenie motywacji do nauki języka niemieckiego.

Nauka modelu układu słonecznego.




Poznanie nowych narzędzi TIK.

Rozwijanie umiejętności współpracy.





Universum Challenges



eTwinning National QUALITY LABEL

Malwina Kordus

Szkoła Podstawowa nr 26 w Zespole Szkółno-Przedszkolnym nr 12 we Wrocławiu, Poland

is awarded with the National Quality Label for the project:

Universum Challenges

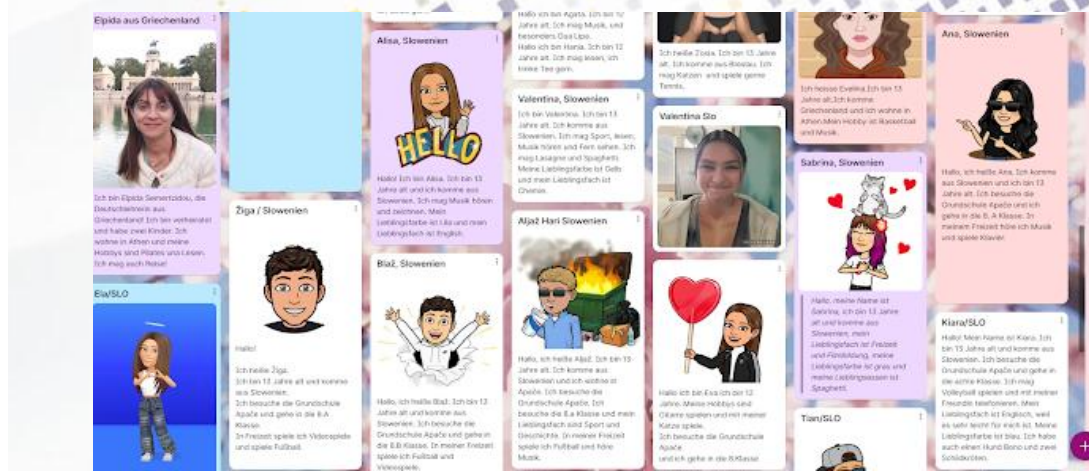
10.07.2024



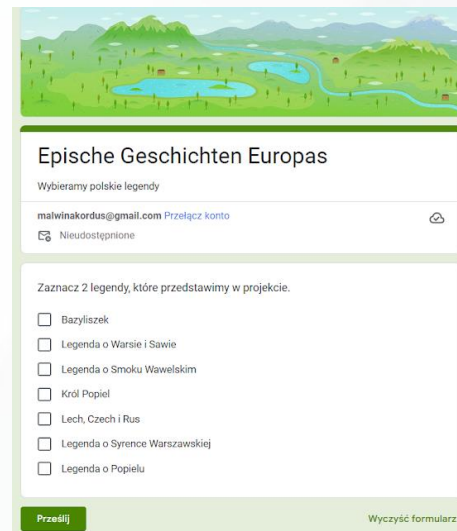
Epische Geschichten Europas

Cele:

- Poznanie legend z różnych krajów europejskich.
- Rozwój umiejętności językowych.
- Wspieranie kreatywności i zdolności artystycznych.
- Zrozumienie i docenianie różnorodności kulturowej.
- Rozwój umiejętności prezentacji i występów publicznych poprzez przygotowanie i nagranie przedstawienia teatralnego.




Epische Geschichten Europas



Epische Geschichten Europas

Wybieramy polskie legendy


malwina.kordus@gmail.com [Przełącz konto](#)

 [Nieudostępnione](#)

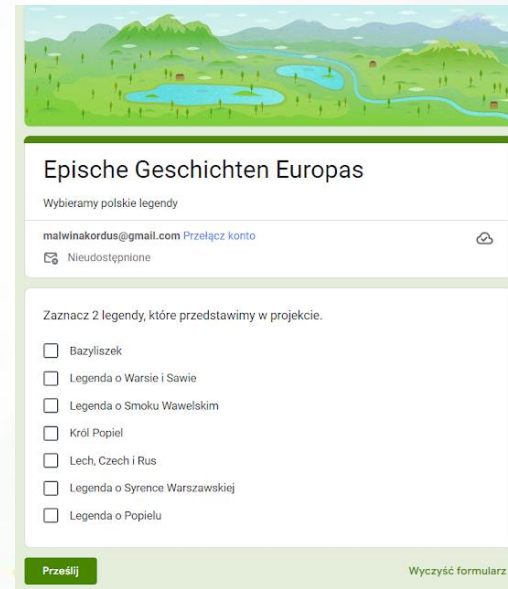
Zaznacz 2 legendy, które przedstawimy w projekcie.

- Bazyliżek
- Legenda o Warszawie i Sawie
- Legenda o Smoku Wawelskim
- Król Popiel
- Lech, Czech i Rus
- Legenda o Syrence Warszawskiej
- Legenda o Popiele

[Prześlij](#) [Wyczyść formularz](#)



Epische Geschichten Europas



Epische Geschichten Europas

Wybieramy polskie legendy


malwinakordus@gmail.com [Przełącz konto](#)

Nieudostępnione

Zaznacz 2 legendy, które przedstawimy w projekcie.

- Bazyliśzek
- Legenda o Warszawie i Sawie
- Legenda o Smoku Wawelskim
- Król Popiel
- Lech, Czech i Rus
- Legenda o Syrencu Warszawskiej
- Legenda o Popielu

[Prześlij](#) [Wyczyść formularz](#)



Epische Geschichten Europas



Die Verliebte aus Teruel (Spanien)

Im Osten Spaniens, in der Region Aragonien, liegt die Stadt Teruel. Da gibt es ein Dokument, das bei der Renovierung findet man zwei mumifizierte Leichen mit einem Dokument steht, dass sie Isabel und Diego sind und ihre Familien ihre Liebe verheiratet. So ist die Legende:

In Teruel wohnen Diego und Isabel. Diego ist jung und er ist in Isabel verliebt. Sie möchten heiraten, aber die Familien sagen, sie dürfen nicht. Zuerst müssen sie einen Mann für sie finden, um Geld zu verdienen. Zwischendurch sucht Isabels Vater einen Mann für sie und sie muss ihn heiraten. Einige Zeit später kommt Diego zurück und er findet, dass Isabel nicht frei ist. Einem anderen Mann verheiratet. Diego hat einen Schock und plötzlich fällt Isabel fühlt sich sehr schuldig und bei der Beerdigung küsst sie ihn. Plötzlich fällt sie auch



WER WIRD
GEWINNEN?
LOGO-
WETTBEWERB

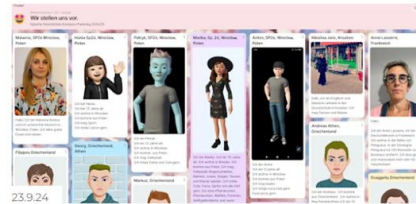
Udostępnij 4 komentarze



29.10.24

EPISCHE GESCHICHTEN EUROPAS

eTwinning Projekt 2024/25



WIR STELLEN UNS VOR!

Udostępnij Prześlij komentarz



3.9.24

"EPISCHE GESCHICHTEN EUROPAS"-



4.9.24

DIE LEHRERINEN TREFFEN SICH ONLINE:)

Udostępnij Prześlij komentarz



Das süßeste Brot der Welt (Griechenland)

Er ist ein reicher König, sehr reich, der alles hat. Bis er an Magersucht erkrankt und keine Lust mehr zum Essen hat. Langsam wird er dünn, mürrisch und seltsam. Viele Ärzte untersuchen ihn, aber sie können nichts tun.

Eines Tages kommt ein weißhaariger alter Mann, arm aber weise, an seinem Palast vorbei. Er sieht den König und sagt zu ihm:

„Sind Sie nicht müde, mein König?“

„Nein. „Den ganzen Tag über tue ich nichts“, sagt der König.

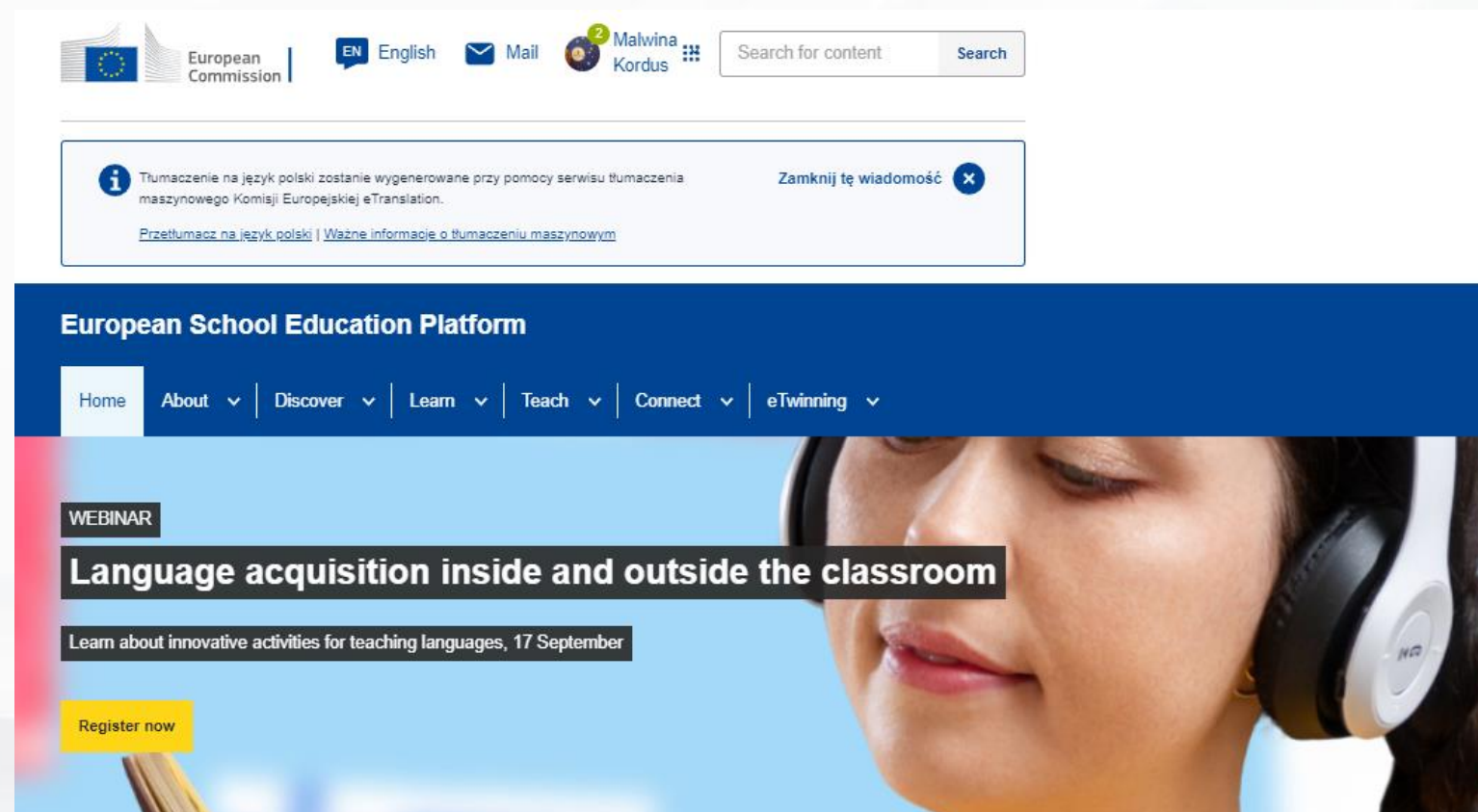
Der alte Mann denkt nach und sagt zu dem König:

„Sie haben nichts Schlimmes. Was nicht in Ordnung ist, ist das Brot, das man Ihnen im Palast gibt! Hier ist ein Befehl, Ihnen das süßeste Brot der Welt zu bringen.“

In diesem Tag an befiehlt der König den Bäckern im Palast, für ihn „das süßeste Brot der Welt“ zu kneten und zu backen. Sie backen eine Menge Brot. Aber keines dieser Brote schmeckt den Appetit des Königs. Er will sie auch nicht essen.

Platforma ESEP

European School Education Platform

A screenshot of the European School Education Platform website. The page features a header with the European Commission logo, language options (English), a mail icon, and a user profile for Malwina Kordus. A search bar is also present. Below the header is a notification box with a blue 'i' icon and text in Polish regarding machine translation. The main content area has a dark blue navigation bar with links for Home, About, Discover, Learn, Teach, Connect, and eTwinning. A prominent banner for a webinar titled "Language acquisition inside and outside the classroom" is displayed, with a "Register now" button. The background of the banner shows a woman wearing a headset.

European Commission | EN English | Mail | Malwina Kordus

Search for content Search

i Tłumaczenie na język polski zostanie wygenerowane przy pomocy serwisu tłumaczenia maszynowego Komisji Europejskiej eTranslation. [Zamknij tę wiadomość](#)

[Przetłumacz na język polski](#) | [Ważne informacje o tłumaczeniu maszynowym](#)

European School Education Platform

Home | About | Discover | Learn | Teach | Connect | eTwinning

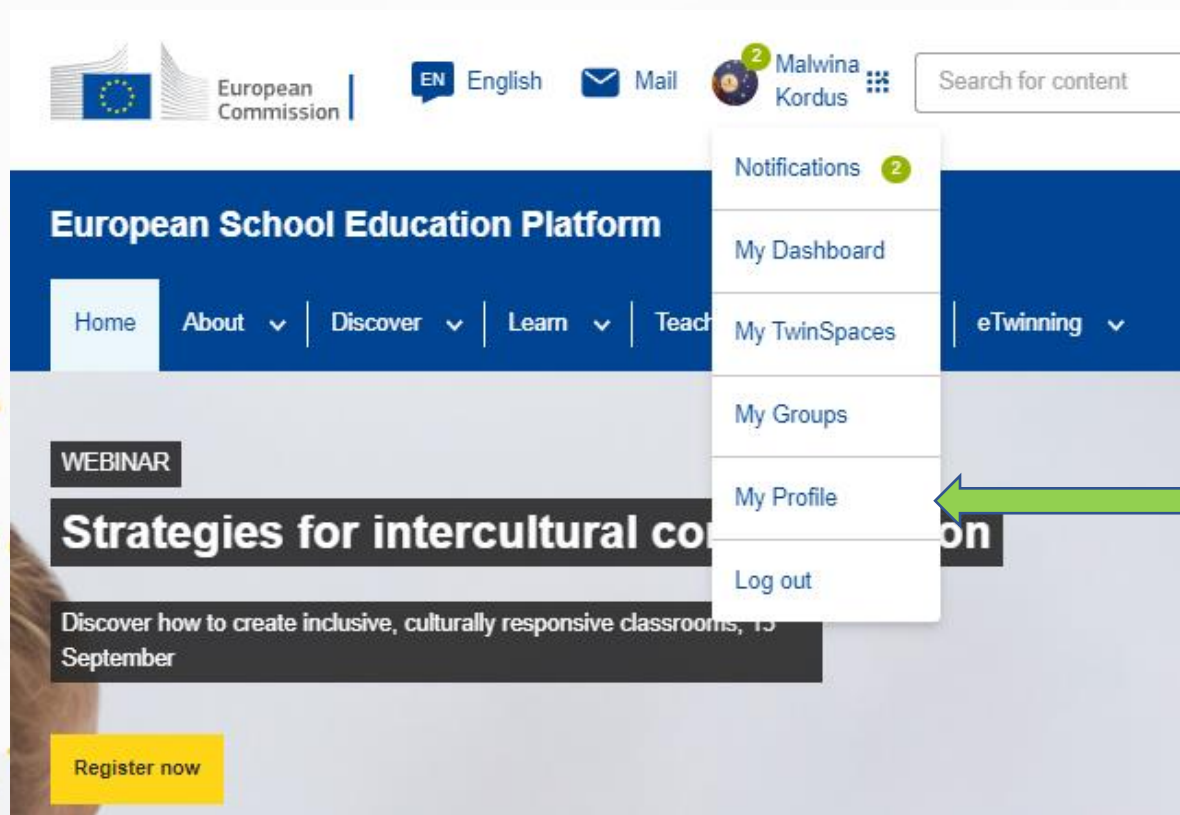
WEBINAR

Language acquisition inside and outside the classroom

Learn about innovative activities for teaching languages, 17 September

Register now

Platforma ESEP



European Commission

EN English Mail

Malwina Kordus

Search for content

European School Education Platform

Home About Discover Learn Teach eTwinning

WEBINAR

Strategies for intercultural communication

Discover how to create inclusive, culturally responsive classrooms, 13 September

Register now

- Notifications 2
- My Dashboard
- My TwinSpaces
- My Groups
- My Profile
- Log out



Change of profile settings



Platforma ESEP

European Commission | EN English | Mail | Malwina Kordus

Search for content Search

European School Education Platform

Home | About | Discover | Learn | Teach | **Connect** | eTwinning

eTwinning

Home > eTwinning

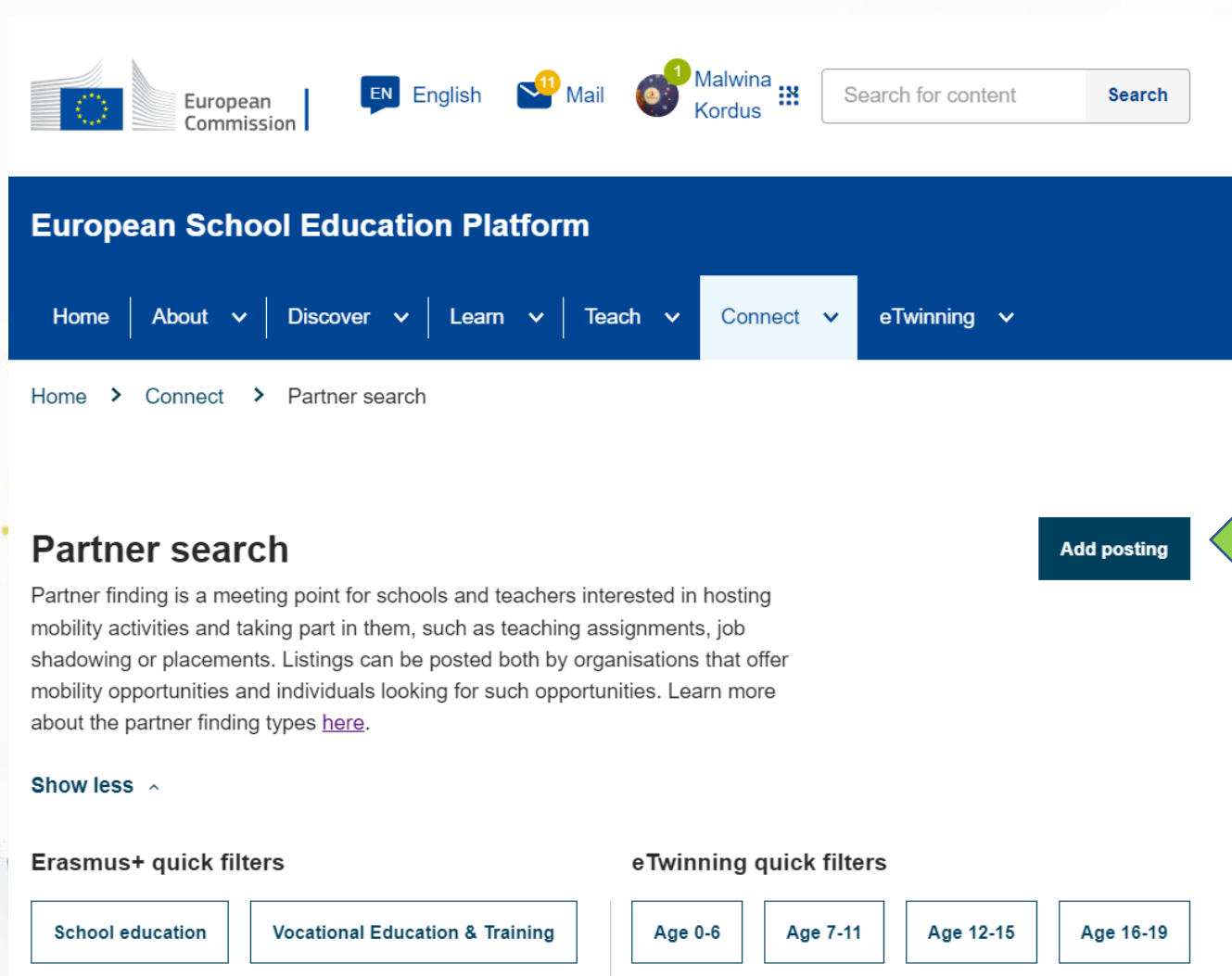
About eTwinning

eTwinning is a community for schools, an online space for teachers and school staff to collaborate and develop national and international projects. eTwinning provides a safe platform for teachers and pupils to work together with schools across Europe, discuss in online groups, follow peer learning and professional development activities.

Jak znaleźć partnera do projektu?

Platforma ESEP

Jak znaleźć partnera projektowego?



European Commission | EN English | Mail | Malwina Kordus

Search for content Search

European School Education Platform

Home | About | Discover | Learn | Teach | Connect | eTwinning

Home > Connect > Partner search

Partner search

Partner finding is a meeting point for schools and teachers interested in hosting mobility activities and taking part in them, such as teaching assignments, job shadowing or placements. Listings can be posted both by organisations that offer mobility opportunities and individuals looking for such opportunities. Learn more about the partner finding types [here](#).

Show less

Erasmus+ quick filters

School education Vocational Education & Training

eTwinning quick filters

Age 0-6 Age 7-11 Age 12-15 Age 16-19

Add posting

ESEP

Dodawanie osób do kontaktów.

European School Education Platform

Home

About

Discover

Learn

Teach

Connect

eTwinning

Home > Connect > Partner search

People

Schools and organisations

Partner search

Add posting

Partner search

Partner finding is a meeting point for schools and teachers interested in mobility activities and taking part in them, such as teaching assignments, job shadowing or placements. Listings can be posted both by organisations that offer mobility opportunities and individuals looking for such opportunities. Learn more about the partner finding types [here](#).

Show less

Erasmus+ quick filters

School education

Vocational Education & Training

eTwinning quick filters

Age 0-6

Age 7-11

Age 12-15

Age 16-19

ESEP

Wyszukiwanie osób.

European School Education Platform

Home | About ▾ | Discover ▾ | Learn ▾ | Teach ▾ | Connect ▾ | eTwinning ▾

Home > Connect > People

People

Search

Show filters

All people (157289)

Showing 25 results

Tu wpisz imię i nazwisko poznanej osoby.

ESEP

Wyszukiwanie osób.

People

nowak

[Clear filters](#)

All people (56)

Showing 25 results

Name ^	Default organisation	Registration date	Is eTwiner?
 Adelina Nowak	Zespół Szkolno-Przedszkolny w Makolnie (Poland)	04.09.2017	Yes

Tu wpisz nazwisko.

Kliknij w imię i nazwisko.



ESEP Zakładamy projekt!

The screenshot shows the ESEP website interface. At the top left is the European Commission logo. Next to it are language and communication options: 'EN English', 'Mail', and a user profile for 'Malwina Kordus' with a notification badge '2'. A search bar contains the text 'Search for content' and a 'Search' button. Below this is a dark blue navigation bar with the title 'European School Education Platform' and menu items: 'Home', 'About', 'Discover', 'Learn', 'Teach', 'Connect', and 'eTwinning'. A green arrow points to the 'eTwinning' menu item. A dropdown menu is open under 'eTwinning', listing: 'My eTwinning', 'About eTwinning', 'Projects', 'Labels', 'European Prizes', and 'Contact and support'. A second green arrow points to the 'My eTwinning' option. Below the navigation bar, a banner features a 'WEBINAR' label, the text 'Language acquisition', and a 'Register now' button. The background of the banner shows a person's face and the word 'classroom'.



ESEP

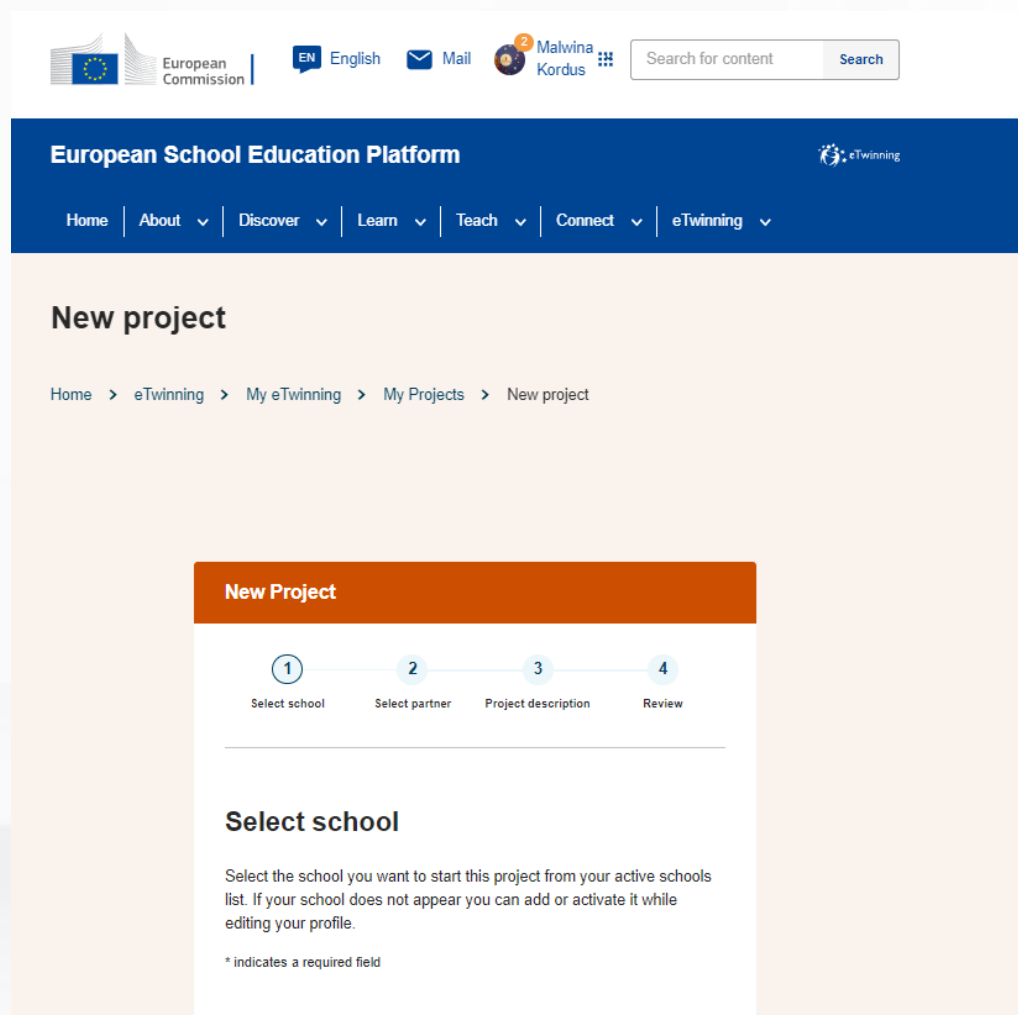
Zakładamy projekt!

The screenshot shows the ESEP website interface. At the top, there is a dark blue navigation bar with the text 'European School Education Platform' and the eTwinning logo. Below this is a white navigation menu with links for Home, About, Discover, Learn, Teach, Connect, and eTwinning. The main content area has an orange header with the eTwinning logo and a sub-menu with links for Overview, Rooms, Groups, My Projects, and Support. Below the header, there is a breadcrumb trail: Home > eTwinning > My eTwinning. The main content area is titled 'Overview' and contains two sections: 'Quicklinks' and 'Featured news'. The 'Quicklinks' section has two buttons: 'Create a project' (highlighted with a green arrow) and 'Partner Search'. The 'Featured news' section contains a message: 'There are no news available at the moment.'

Kliknij-utwórz projekt!

ESEP

Zakładamy projekt!



The screenshot shows the 'New Project' page on the European School Education Platform. At the top, there is a navigation bar with the European Commission logo, language options (English), a mail icon, a user profile for Malwina Kordus, and a search bar. Below this is a dark blue header with the text 'European School Education Platform' and the eTwinning logo. A secondary navigation bar contains links for Home, About, Discover, Learn, Teach, Connect, and eTwinning. The main content area is titled 'New project' and includes a breadcrumb trail: Home > eTwinning > My eTwinning > My Projects > New project. A prominent orange box contains the title 'New Project' and a progress indicator with four steps: 1. Select school, 2. Select partner, 3. Project description, and 4. Review. The first step, 'Select school', is currently active and expanded to show instructions: 'Select the school you want to start this project from your active schools list. If your school does not appear you can add or activate it while editing your profile.' A note at the bottom states '* indicates a required field'.

1. Wybierz szkołę.
2. Wybierz partnera.
3. Opisz projekt.
4. Podgląd i wysyłanie projektu do zatwierdzenia.

Blogger



eTwinning



TOP

11.10.24

WER WIRD GEWINNEN? LOGO-WETTBEWERB

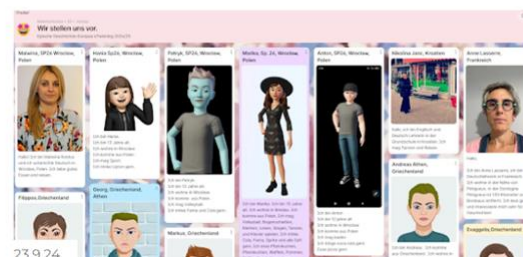
Udostępniij 4 komentarze



29.10.24

EPISCHE GESCHICHTEN EUROPAS

eTwinning Projekt 2024/25



23.9.24

Udostępniij Prześlij komentarz



3.9.24

"EPISCHE GESCHICHTEN EUROPAS"-



4.9.24

DIE LEHRERINEN TREFFEN SICH ONLINE:)

Udostępniij Prześlij komentarz

Wordart



edu games

A screenshot of the Edu Games website. The header features the "EDU-GAMES.ORG" logo and navigation tabs for "letter games", "word games", "sentence games", "math games", "board games", and "online games". Below the header is a search bar with the text "Search for a game:" and a "search" button. A "Become a free member" link is also visible. A blue banner reads "Welcome to Edu Games." Below this, a paragraph of text describes the website's purpose. The main content area includes three category boxes: "Word Games", "Sentence Games", and "Math Games", each with a brief description. There are also several "Ads by Google" sections with "Stop seeing this ad" and "Why this ad?" buttons.

EDU-GAMES.ORG

letter games word games sentence games math games board games online games

login Search for a game: search Become a free member

Welcome to Edu Games.

These are categories of the edu games website. The educational games are very helpful to make your lessons more attractive for your students. It can take a lot of time to create those games, but not any more with the game makers on the edu games website. All the games are created dynamically, which means you have unlimited number of edu games you can create or load.

Ads by Google
Stop seeing this ad Why this ad? ↗

← Ads by Google
Stop seeing this ad
Why this ad? ↗

Word Games
A collection of word games. Perfect to increase or practice the students vocabulary. Popular games are word search, word sudoku, bingo and crosswords.

Sentence Games
Here you will find the sentence games. The games are a fun way to practice grammar. In most of the games the students need to rebuild a sentence.

Math Games
Math is dull? Not here! The students will enjoy to practice their math skill with these games. From basic arithmetic to challenging games where math meets logical thinking.

← Ads by Google
Stop seeing this ad
Why this ad? ↗



Dziękuję za uwagę

Malwina Kordus
malwinakordus@gmail.com



etwinning@frse.org.pl



[eTwinning Polska](#)



[eTwinning Polska](#)



[eTwinning Polska](#)



[@eTwinningPolska](#)

Krajowe Biuro eTwinning
Fundacja Rozwoju Systemu Edukacji
Al. Jerozolimskie 142 A
02-305 Warszawa
Tel.: +48 22 46 31 4

