

***Warsztatach Doskonalenia Zawodowego
eTwinning w formule online
dla nauczycieli logopedów***

5-6 czerwca 2024



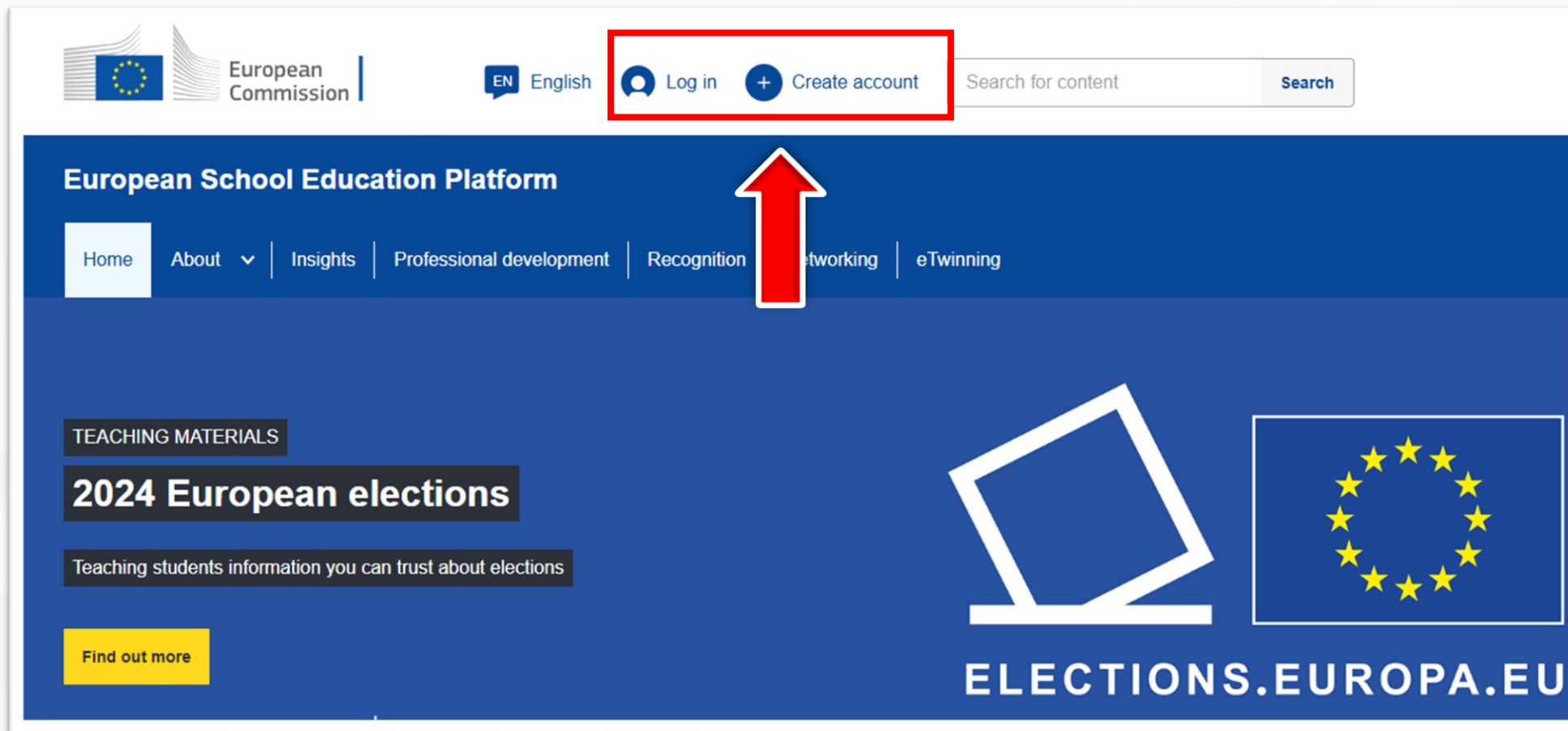
Narzędzia programu eTwinning – platforma ESEP

Celina Świebocka



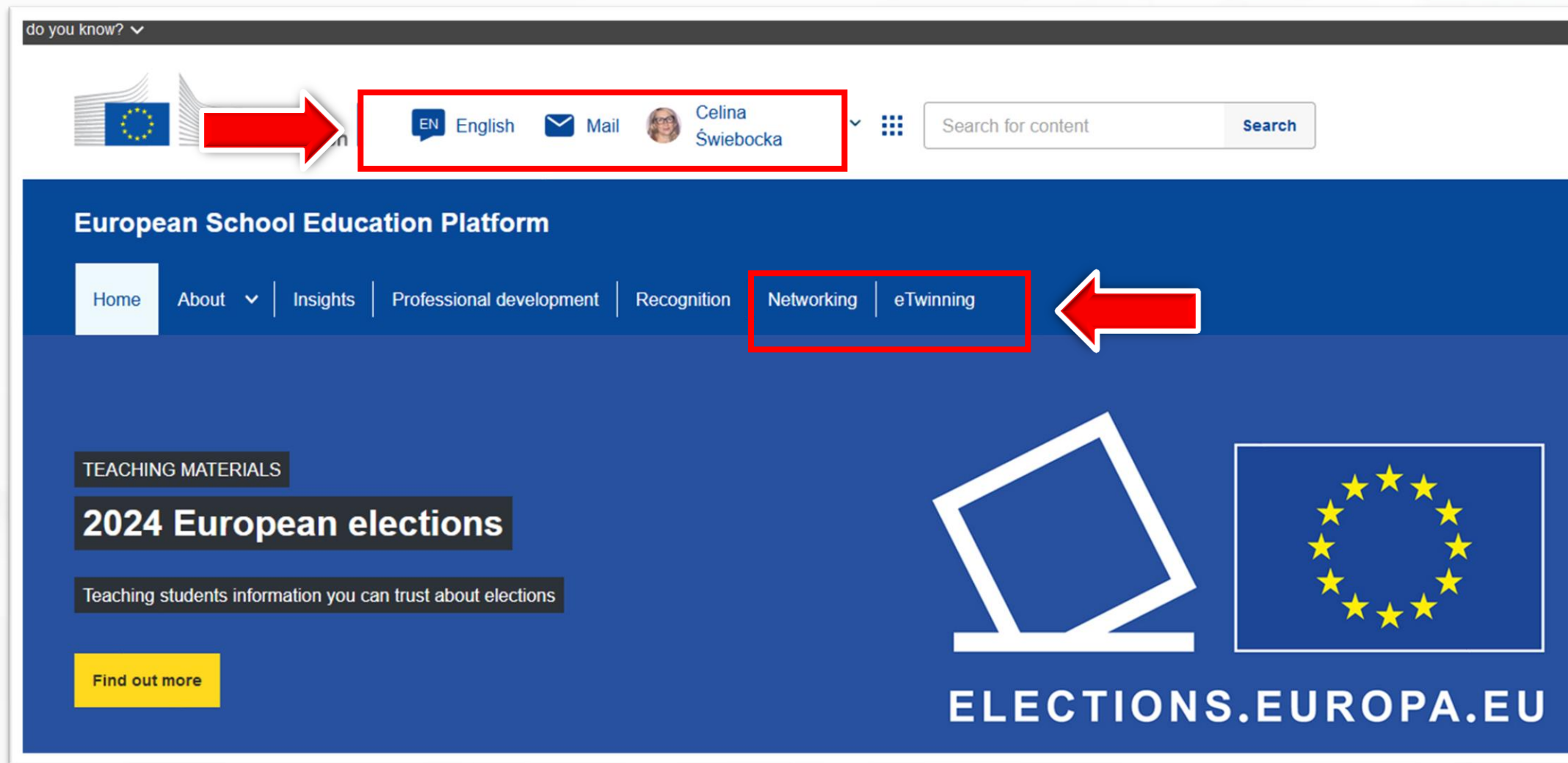
Logowanie do ESEP/Tworzenie konta ESEP

<https://school-education.ec.europa.eu/pl>




The screenshot shows the top navigation bar of the European School Education Platform. The European Commission logo is on the left. In the center, there is a language selector set to 'EN English'. To its right, the 'Log in' and 'Create account' buttons are highlighted with a red box. A red arrow points upwards from the 'Create account' button to the 'European School Education Platform' header. The main navigation menu includes 'Home', 'About', 'Insights', 'Professional development', 'Recognition', 'Networking', and 'eTwinning'. Below the navigation, there is a section for 'TEACHING MATERIALS' with a featured article titled '2024 European elections' and a 'Find out more' button. On the right side of the page, there is a graphic with a laptop and the European Union flag, with the text 'ELECTIONS.EUROPA.EU' below it.

Widok strony po zalogowaniu



The screenshot shows the eTwinning website interface after a user has logged in. At the top left, there is a navigation bar with a dropdown menu labeled "do you know?". Below this, the European Union flag is visible, followed by a red arrow pointing to the user's profile information. The profile information includes a language selector set to "EN English", a mail icon, and the user's name "Celina Świebocka" with a small profile picture. To the right of the profile is a search bar with the text "Search for content" and a "Search" button. Below the navigation bar, the main header reads "European School Education Platform". A secondary navigation bar contains several menu items: "Home", "About", "Insights", "Professional development", "Recognition", "Networking", and "eTwinning". A red arrow points to the "Networking" and "eTwinning" items. The main content area features a section titled "TEACHING MATERIALS" with a prominent heading "2024 European elections" and a sub-heading "Teaching students information you can trust about elections". A yellow button labeled "Find out more" is positioned below the text. On the right side of the main content area, there is a graphic of a laptop and the European Union flag, with the text "ELECTIONS.EUROPA.EU" at the bottom.

do you know? ▾

EN English Mail  Celina Świebocka ▾

Search for content Search

European School Education Platform

Home About ▾ Insights Professional development Recognition Networking eTwinning

TEACHING MATERIALS

2024 European elections

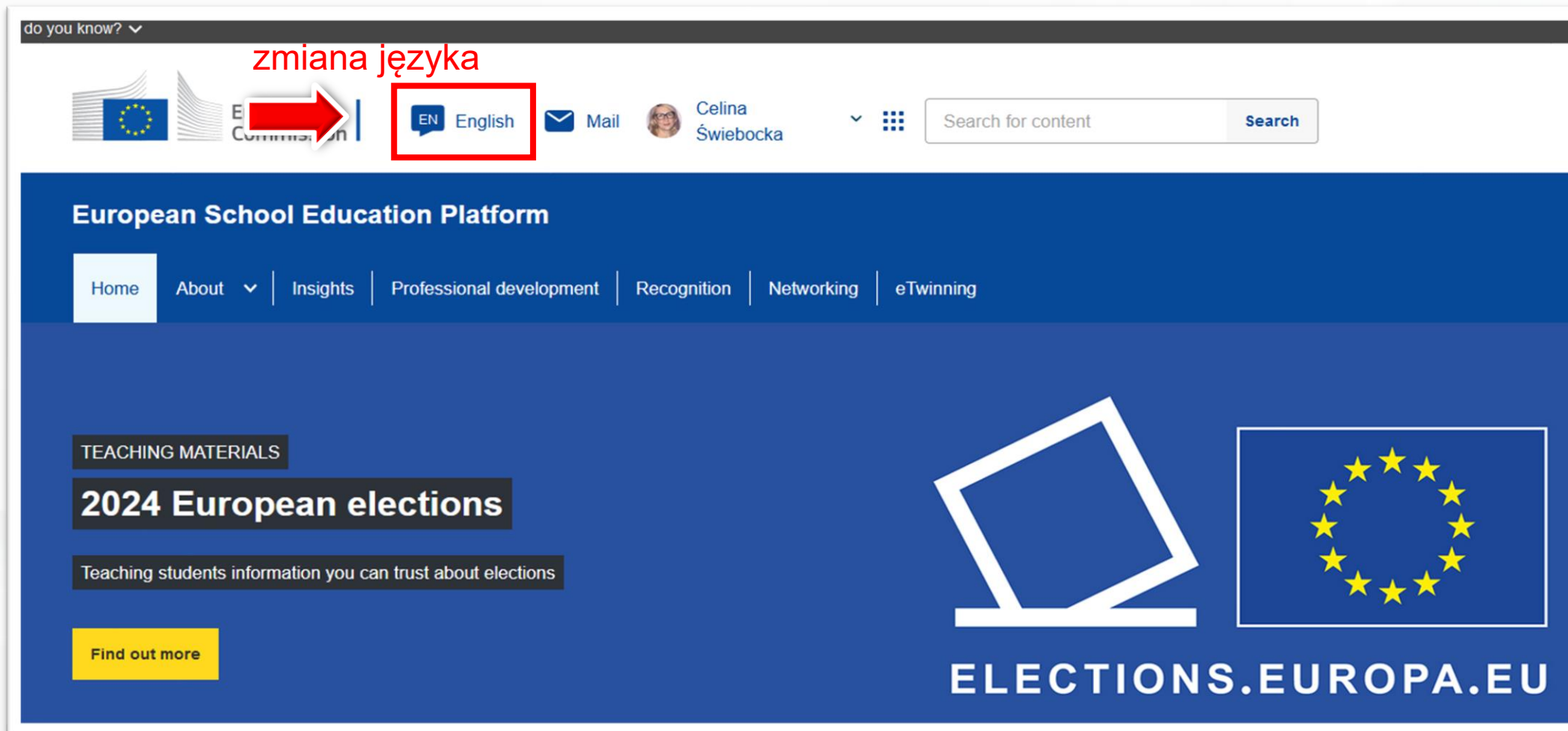
Teaching students information you can trust about elections

Find out more

ELECTIONS.EUROPA.EU

do you know? ▾

zmiana języka



EN English

Mail

Celina Świebocka

Search for content Search

European School Education Platform


Home | About ▾ | Insights | Professional development | Recognition | Networking | eTwinning

TEACHING MATERIALS

2024 European elections






Teaching students information you can trust about elections

Find out more



ELECTIONS.EUROPA.EU

do you know? ▾

 European Commission |  English  Mail  Celina Świebocka ▾  Search for content

European School Education Platform



[Home](#) | [About](#) ▾ | [Insights](#) | [Professional development](#) | [Recognition](#) | [Networking](#) | [eTwinning](#)

TEACHING MATERIALS

2024 European elections

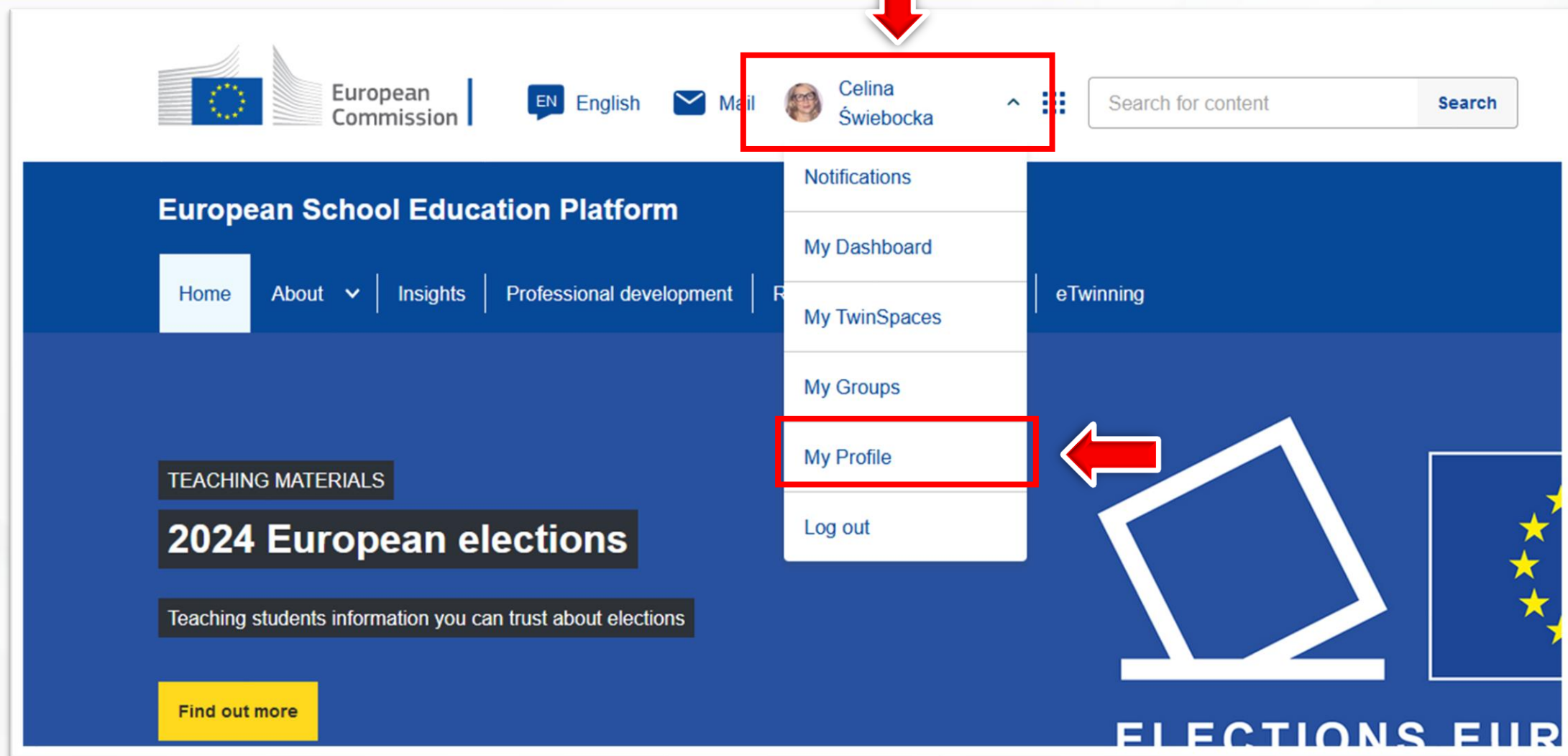
Teaching students information you can trust about elections

[Find out more](#)

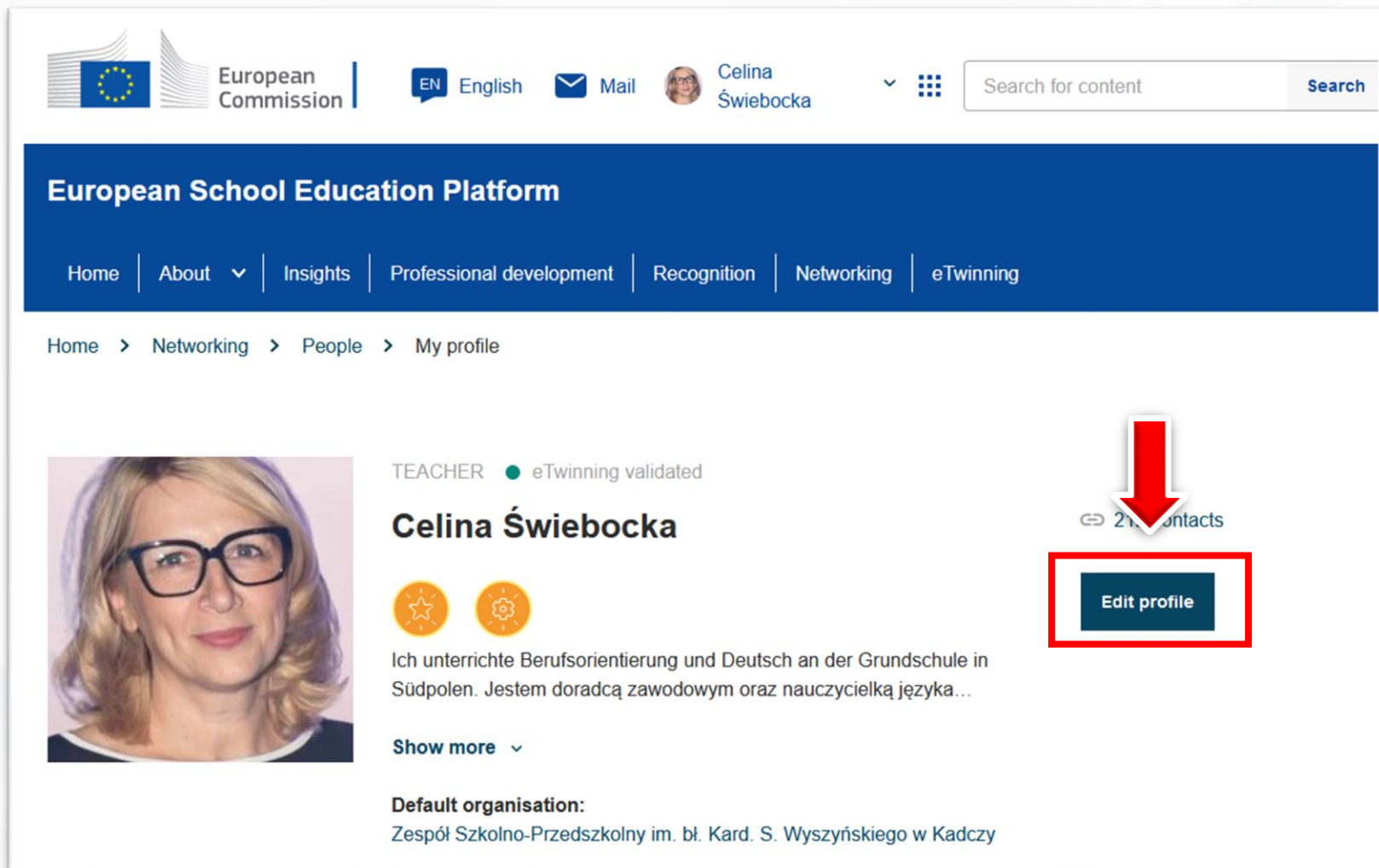


ELECTIONS.EUROPA.EU


Mój profil



The screenshot shows the user interface of the European School Education Platform. At the top, there is a navigation bar with the European Commission logo, language options (EN English), and a mail icon. The user's name, Celina Świebocka, is displayed in a red-bordered box. A red arrow points from the title 'Mój profil' to this box. Below the name, a dropdown menu is open, listing options: Notifications, My Dashboard, My TwinSpaces, My Groups, My Profile (highlighted with a red box and a red arrow), and Log out. The main content area features a blue header with the platform name and navigation links (Home, About, Insights, Professional development). Below this, there is a section for 'TEACHING MATERIALS' with a prominent '2024 European elections' banner and a 'Find out more' button. A large graphic of a laptop and the text 'ELECTIONS EUR' are visible in the bottom right corner.



European Commission


EN English Mail  Celina Świebocka

Search for content Search



European School Education Platform

Home About Insights Professional development Recognition Networking eTwinning

Home > Networking > People > My profile

 TEACHER ● eTwinning validated

Celina Świebocka

Ich unterrichte Berufsorientierung und Deutsch an der Grundschule in Südpolen. Jestem doradcą zawodowym oraz nauczycielką języka...

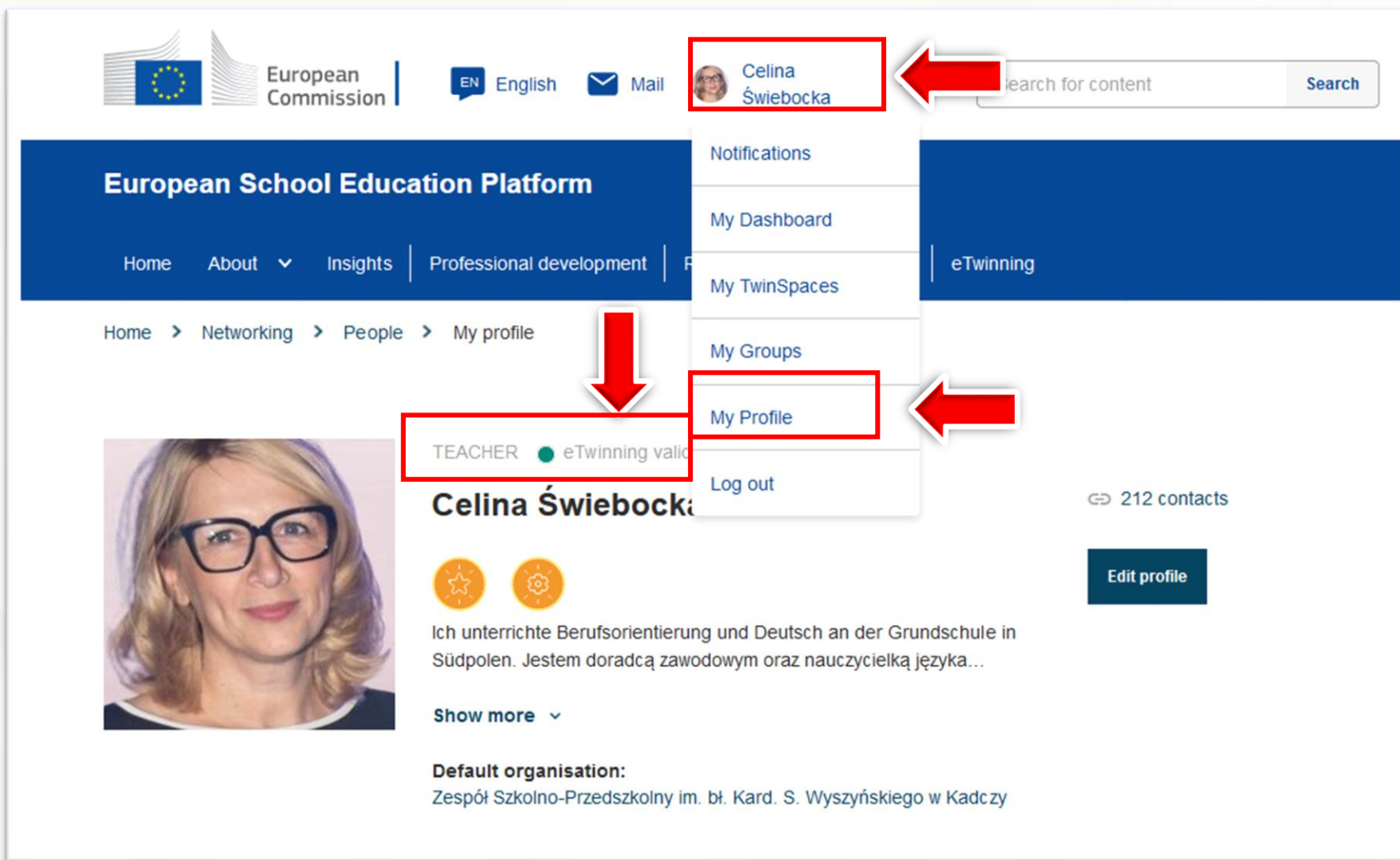
Show more

Default organisation:
Zespół Szkolno-Przedszkolny im. bł. Kard. S. Wyszyńskiego w Kadczy

21 contacts

Edit profile

Aktywny profil



European Commission | EN English | Mail

Celina Świebocka ←

European School Education Platform

Home | About | Insights | Professional development | eTwinning

Home > Networking > People > My profile

TEACHER ● eTwinning validated

Celina Świebocka ←

- Notifications
- My Dashboard
- My TwinSpaces
- My Groups
- My Profile ←
- Log out

212 contacts

Edit profile

Ich unterrichte Berufsorientierung und Deutsch an der Grundschule in Südpolen. Jestem doradcą zawodowym oraz nauczycielką języka...

Show more

Default organisation:
Zespół Szkolno-Przedszkolny im. bł. Kard. S. Wyszyńskiego w Kadczy

Celina Świebocka

Save changes Cancel

Profile visibility *

Who can view your profile

Users registered on the platform ▾

Who can contact you

Users registered on the platform ▾


Who can comment on your posts

Only eTwinners ▾

▼ **Join eTwinning**

This will show other users if you are available for new projects.

Available for eTwinning project

A red arrow with a white outline pointing upwards, positioned to the right of the profile settings section.

Dostępność do realizacji projektu eTwinning



TEACHER ● eTwinning validated

Celina Świebocka

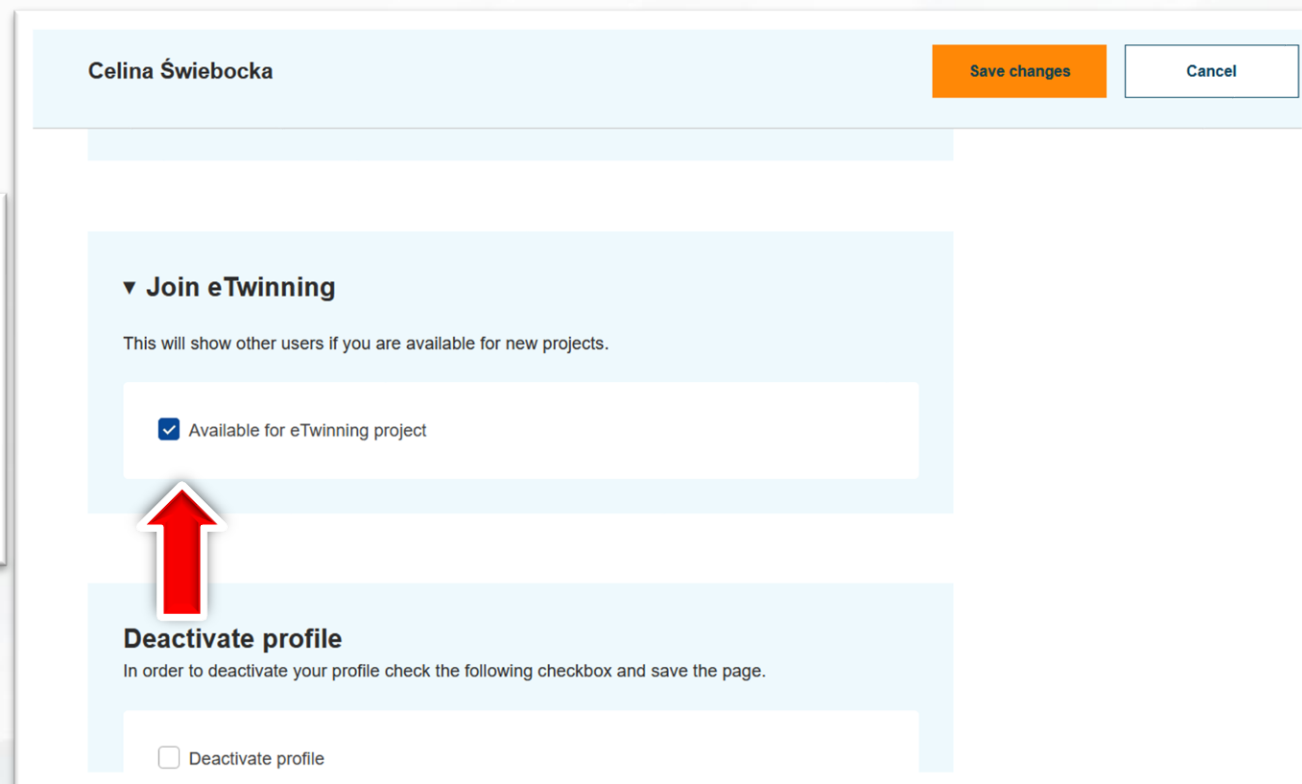
13 contacts

Edit profile

Ich unterrichte Berufsorientierung und Deutsch an der Grundschule in Südpolen. Jestem doradcą zawodowym oraz nauczycielką języka...

Show more ▾

Default organisation:
Zespół Szkolno-Przedszkolny im. bł. Kard. S. Wyszyńskiego w Kadczy



Celina Świebocka

Save changes Cancel

▼ Join eTwinning

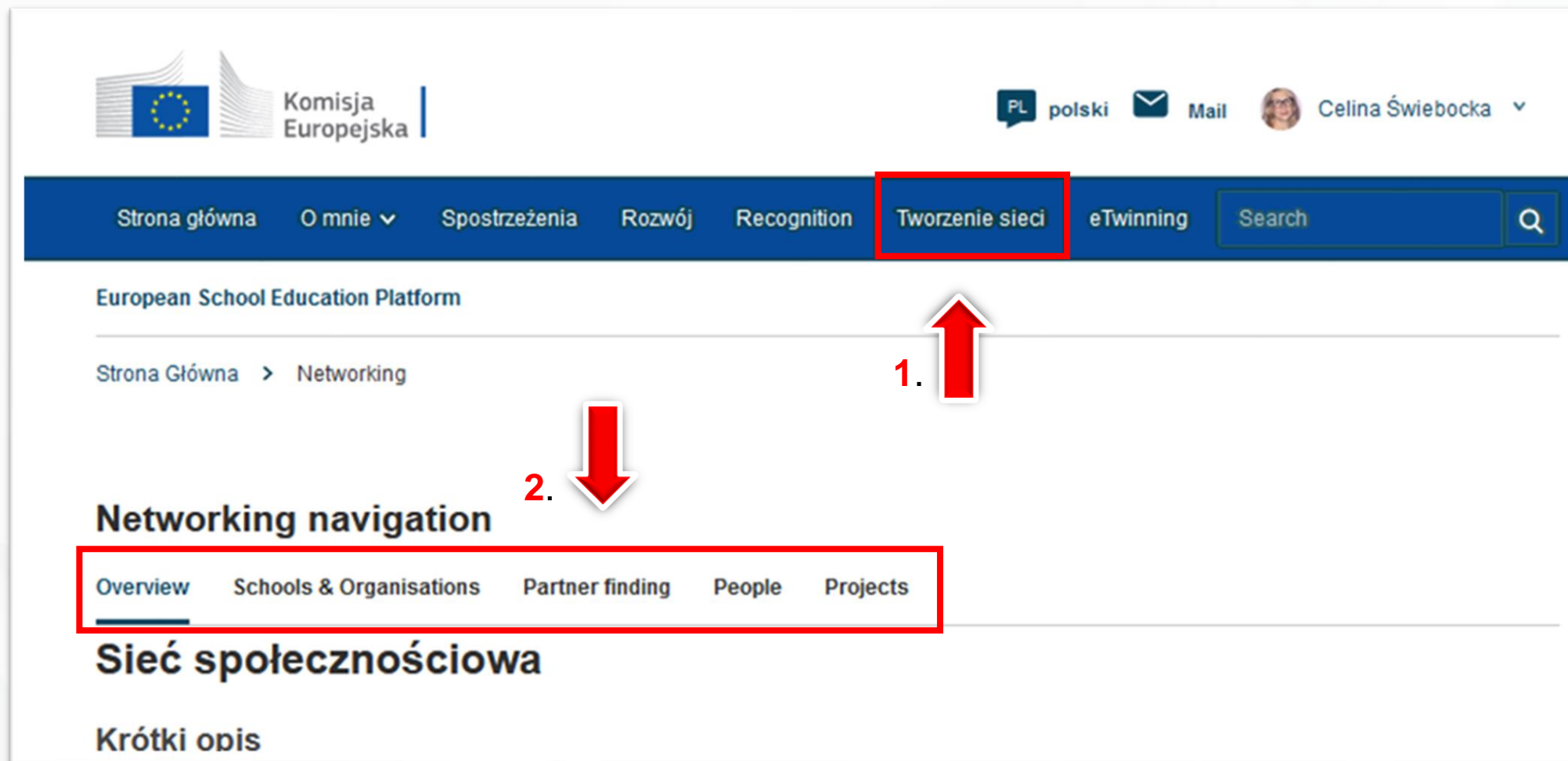
This will show other users if you are available for new projects.

Available for eTwinning project

Deactivate profile

In order to deactivate your profile check the following checkbox and save the page.

Deactivate profile



Komisja Europejska

PL polski Mail Mail Celina Świebocka

Strona główna O mnie Spostrzeżenia Rozwój Recognition **Tworzenie sieci** eTwinning Search

European School Education Platform

Strona Główna > Networking

Networking navigation

Overview Schools & Organisations Partner finding People Projects

Sieć społecznościowa

Krótki opis

Zakładka: Tworzenie sieci

Networking navigation

Overview

Schools & Organisations

Partner finding

People

Projects



szkoły



wyszukiwarka
osób



forum do szukania
partnerów/ zamieszczania
ogłoszeń/ odpowiadania
na nie

wyszukiwarka
projektów/zakładanie
projektu



Networking

[Overview](#) [Schools & Organisations](#) [Partner finding](#) **[People](#)** [Projects](#)

People

⌵ Show filters

Wyszukiwanie partnera



TEACHER ● eTwinning validated

Celina Świebocka



Ich unterrichte Berufsorientierung und Deutsch an der Grundschule in Südpolen. Jestem doradcą zawodowym oraz nauczycielką języka...

Show more ▾

Default organisation:

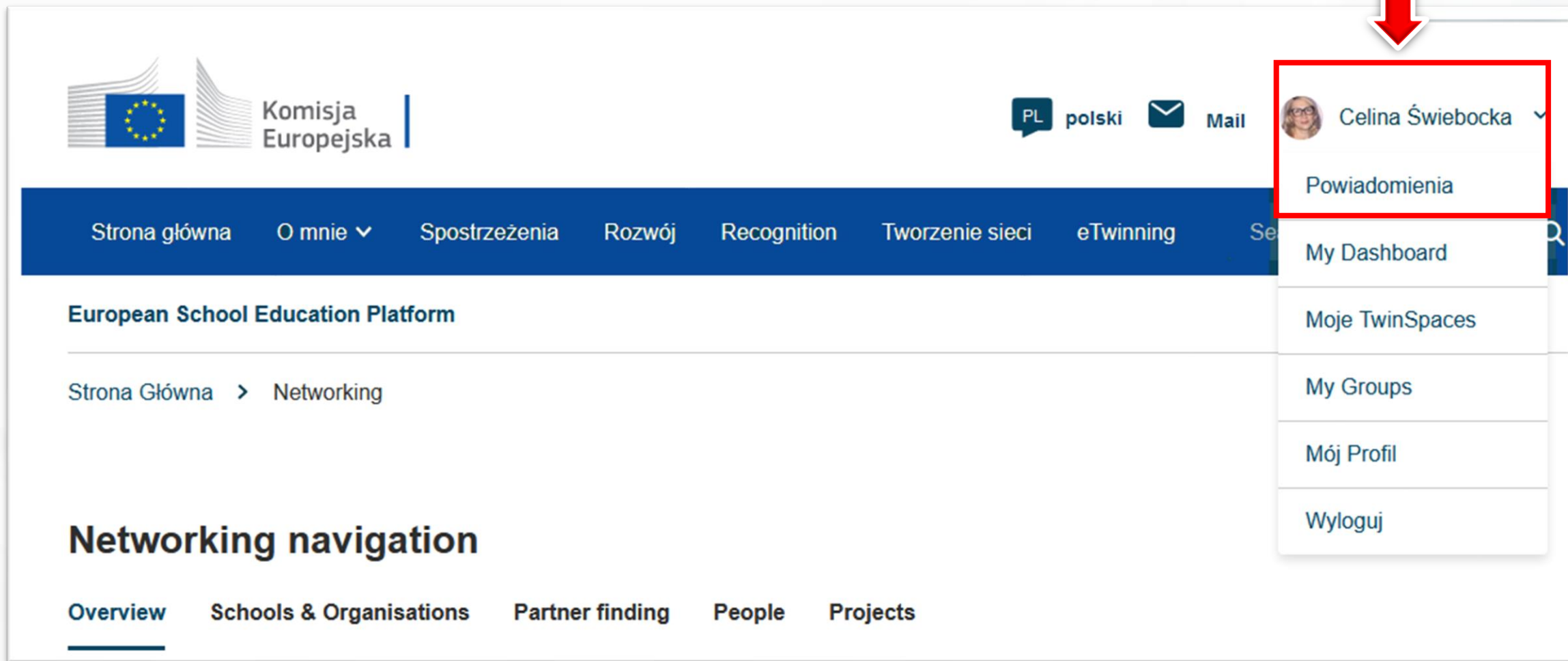
Zespół Szkolno-Przedszkolny im. bł. Kard. S. Wyszyńskiego w Kadczu

🔗 190 contacts

Add as contact

More options ⋮

Potwierdzanie zaproszenia



The screenshot displays the eTwinning user interface. At the top left, there are logos for the European Union and the European Commission (Komisja Europejska). The top right shows language settings (PL polski) and a mail icon. A user profile dropdown menu is open, showing the user's name 'Celina Świebocka' and a list of navigation options: 'Powiadomienia', 'My Dashboard', 'Moje TwinSpaces', 'My Groups', 'Mój Profil', and 'Wyloguj'. A red arrow points to the user's name, and a red box highlights the 'Powiadomienia' option. Below the navigation bar, the page title 'European School Education Platform' is visible, followed by a breadcrumb trail 'Strona Główna > Networking'. The main content area is titled 'Networking navigation' and includes sub-navigation links: 'Overview', 'Schools & Organisations', 'Partner finding', 'People', and 'Projects'.



The screenshot displays the eTwinning website interface. At the top left, there is the European Commission logo with the text "Komisja Europejska". To the right, there are language and mail icons, and a user profile for "Celina Świebocka". A red arrow points down to the "Tworzenie sieci" (Network creation) menu item in the top navigation bar. Below this, a dropdown menu is open, listing options: "Powiadomienia", "My Dashboard", "Moje TwinSpaces", "My Groups", "Mój Profil", and "Wyloguj".

Below the navigation bar, the text "European School Education Platform" is visible. Underneath, a breadcrumb trail shows "Strona Główna > Networking".

The "Networking navigation" section contains a horizontal menu with the following items: "Overview", "Schools & Organisations", "Partner finding", "People", and "Projects". A red arrow points down to the "Projects" item, which is highlighted with a red box.

Networking

Overview

Schools & Organisations

Partner finding

People

Projects

2.

Projekty

Utwórz projekt

Europejska platforma edukacji szkolnej



Strona główna

Informacje

Spostrzeżenia

Rozwój zawodowy

Uznawanie

Tworzenie sieci kontaktów

eTwinning

Strona Główna > Networking > Projects

Networking

Overview

Schools & Organisations

Partner finding

People

Projects

1.



2.



Projekty

Utwórz projekt

New Project

- Wybierz szkołę
- Select partner
- Project description
- Review

Select school

Select the school you want to start this project from your active schools list. If your school does not appear you can add or activate it while editing your profile.

* indicates a required field

i You can select only 1 school and this school can't be changed during the duration of the project.

School*
Zespół Szkolno-Przedszkolny im. bł. Kard. S. Wyszyńskiego w Kadczy

Anuluj **Next**

New Project

- Wybierz szkołę
- Select partner
- Project description
- Review

Select partner

Select one of your (active) contacts as the co-founder for your project. You will be able to invite more people to your project once the project has been approved by your National Support Organisation.

* indicates a required field

Please note: the eTwinning projects in school education must involve founders from at least two different countries to be eligible for a National Quality Label, a European Quality Label or an eTwinning Prize.

Co-founder*
Joanna Czech-Sharma

Can't find your partner? [See partner listing criteria](#)

Anuluj Back **Next**

Zakładanie projektu

1 — 2 — 3 — 4
Wybierz szkołę — Select partner — Project description — Review

Project description

* indicates a required field

1. Introduction

For titles, use letters or numbers, not symbols such as ") < >". As for the project's description, be clear and use keywords to help people find you.

Title *

Short description *

2. Project languages

Choose the languages that will be used in this project.

Languages *

3. Pupils

Select how many pupils altogether are going to participate in the project and the age range of pupils.

Number of pupils *	Ages taught from *	Ages taught to *
<input type="text"/>	<input type="text"/>	<input type="text"/>

4. Subjects related to the project

Subjects

Optional if you select a vocational subject.

Vocational subjects

Optional if you select a subject.

Zakładanie projektu

5. Key competences

Select the key competences that define this project.

Key competences *

Wybierz opcje

6. Aims *

Try to be specific, particularly in terms of competences and skills you hope your pupils will gain through this project. Refrain from stating too abstract concepts such as "European dimension of education" or "Intercultural communication".

7. Work process *

State how you intend to work with your partner schools and how responsibilities are shared. Give an approximate calendar of activities, state how frequently you will work with your partner; indicate how you intend to involve your pupils; if you intend to create teams of pupils of different schools, and other relevant information.

8. Expected results *

Indicate here if you are planning a final product such as a publication inSpace or other resources. You might envisage instead the improvement of a school practice, or new knowledge.

9. Project thumbnail

Przeglądaj... Nie wybrano pliku.

Tylko jeden plik.

Limit 10 MB.

Dozwolone rodzaje: gif, jpg, jpeg, png.

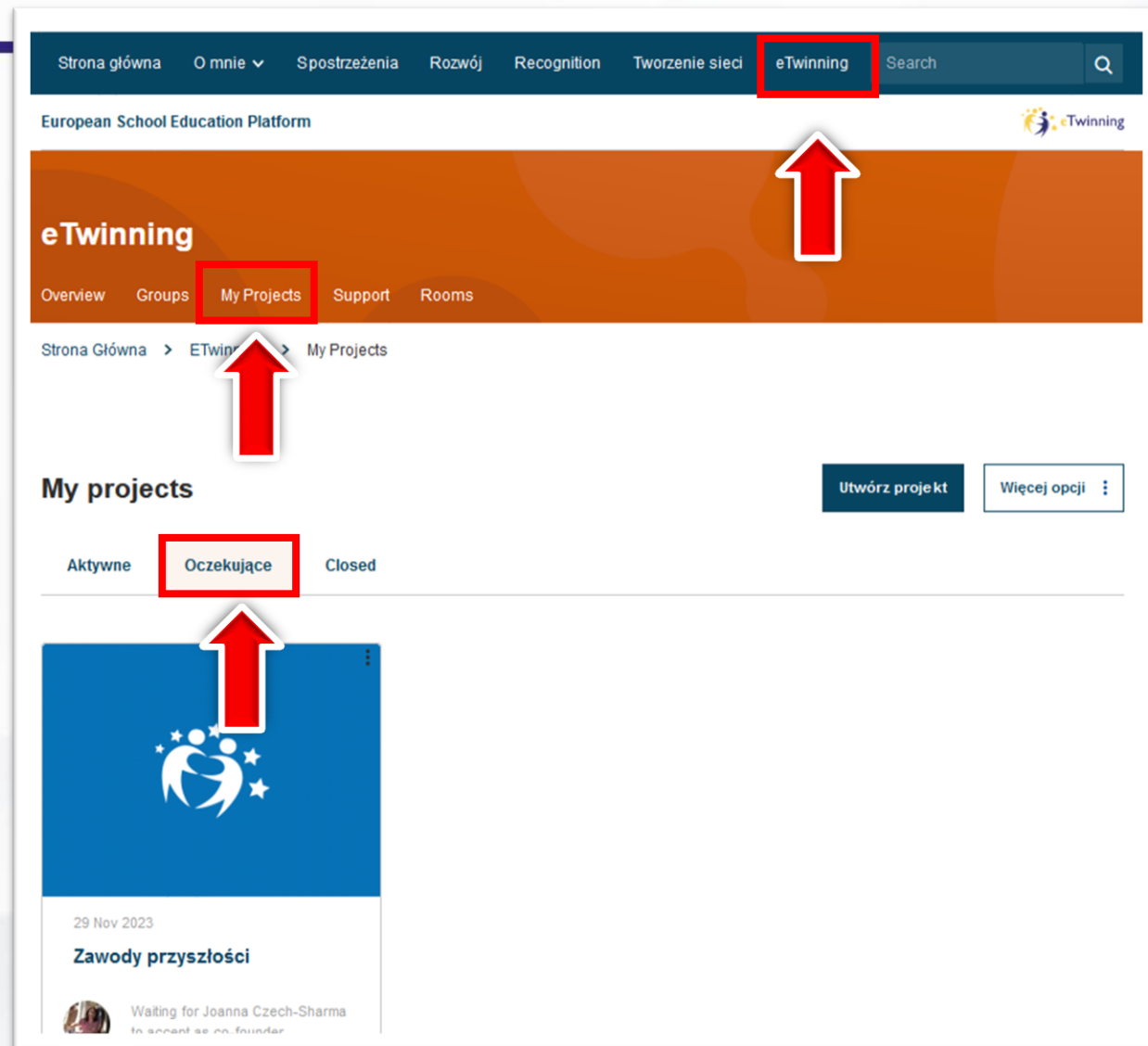
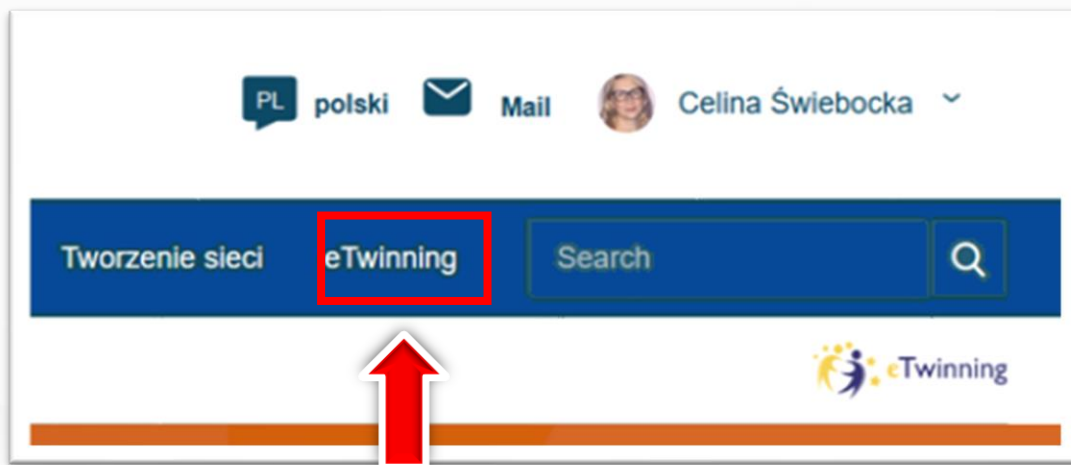
Anuluj

Back

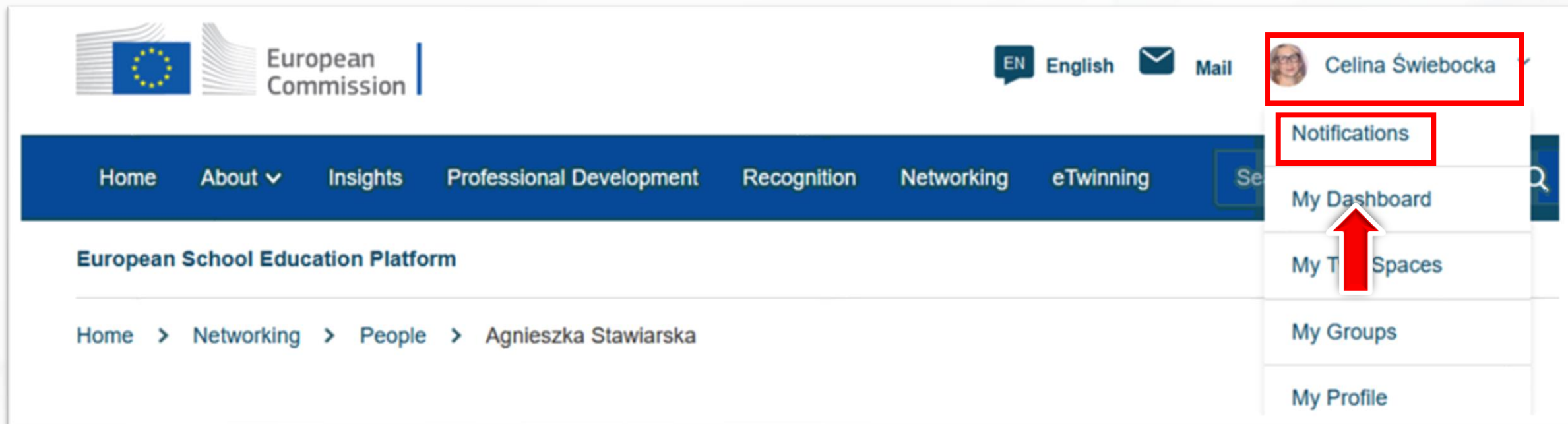
Next



Akceptacja projektu



Akceptacja zaproszenia do projektu



The screenshot displays the top navigation bar of the eTwinning platform. On the left, there are logos for the European Union and the European Commission. The main navigation menu includes links for Home, About, Insights, Professional Development, Recognition, Networking, and eTwinning. A search bar is visible on the right side of the menu. The user profile for Celina Świebocka is shown in the top right corner, with a dropdown menu open. The menu items are Notifications, My Dashboard, My T Spaces, My Groups, and My Profile. A red arrow points to the 'My Dashboard' option.

European Commission

EN English Mail

Celina Świebocka

Notifications

My Dashboard

My T Spaces

My Groups

My Profile

Home About Insights Professional Development Recognition Networking eTwinning

European School Education Platform

Home > Networking > People > Agnieszka Stawiarska

Szukanie partnerów i dodawanie do kontaktów

- https://bit.ly/kontakty_eT

Rejestracja projektu eTwinning

- https://bit.ly/projekt_eT



Krajowe Biuro eTwinning
Fundacja Rozwoju Systemu Edukacji
Al. Jerozolimskie 142 A
02-305 Warszawa

Zapraszam do kontaktu

Celina Świebocka

email: celinaswiebocka@poczta.fm



etwinning@frse.org.pl



eTwinning Polska



eTwinning Polska



eTwinning Polska



@eTwinningPolska

