



# Polish - Italian Bilateral Seminar

## My first eTwinning project with an Ambassador ESEP platform, project planning & opening

**Alessandro Ruffino & Monika Khan**  
Gdańsk, 30.03-01.04.2023



# Session agenda

- ❑ Introduction to the ESEP platform
- ❑ Project planning and opening

Gdańsk, 31.03.2023

# Who are we?

- ❑ Alessandro Ruffino
- ❑ Monika Khan

# Alessandro Ruffino

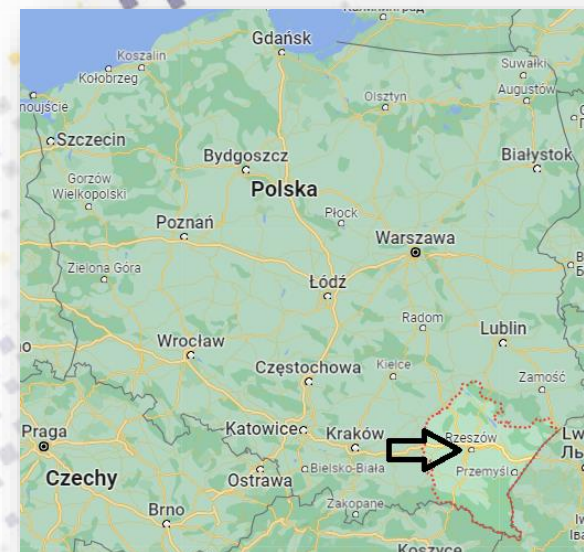
- ❑ A music teacher who works in a middle school (plays clarinet)
- ❑ An eTwinner since 2011 (with many NQL and EQL awarded projects as founder)
- ❑ An eTwinning Ambassador since 2016
- ❑ Winner of National Prize in 2021
- ❑ His interests are: ICT, learning new methods to improve teaching, painting, travelling
- ❑ His slogan: keep your mind always active





# Monika Khan

- ❑ A primary school English teacher
- ❑ An eTwinner since 2007 (about 30 national and European projects, with many of them awarded National and European Quality Labels)
- ❑ An eTwinning Ambassador since 2020
- ❑ A great fan of project work and using technology in education
- ❑ Loves good food, travelling and cats

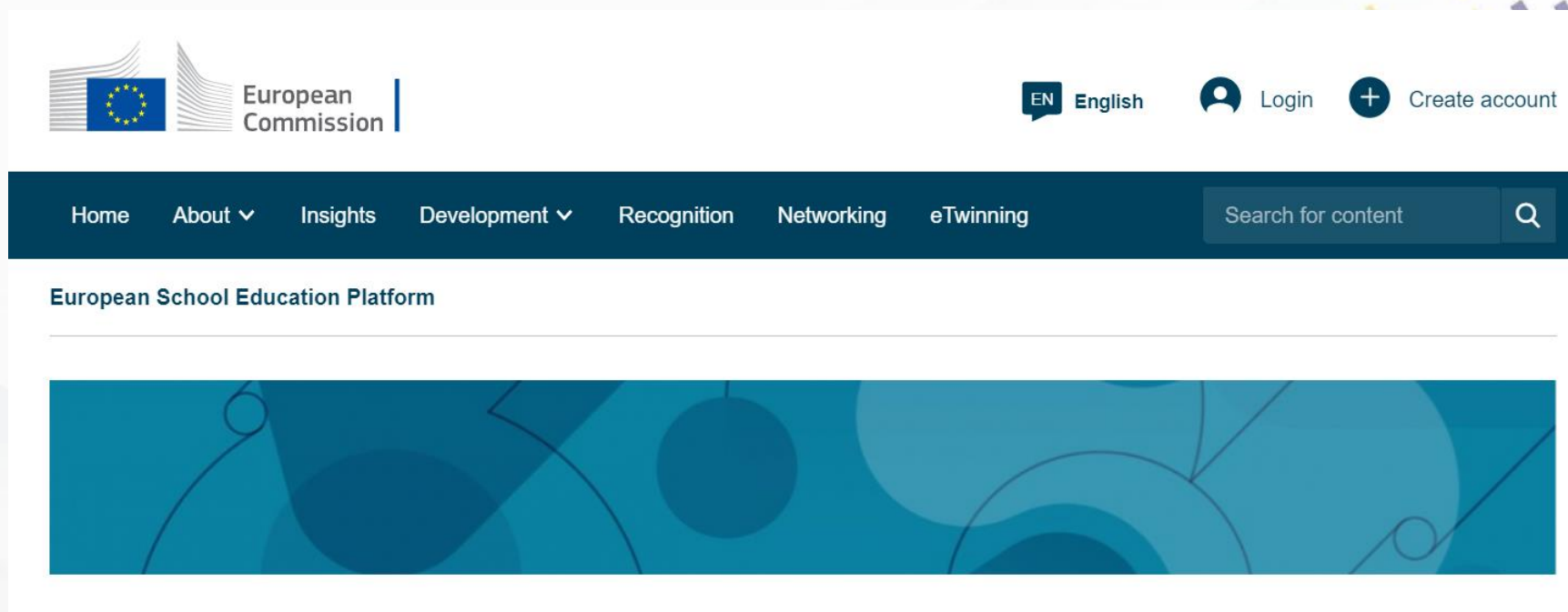


# ESEP Platform

## Introduction

# What is ESEP platform?

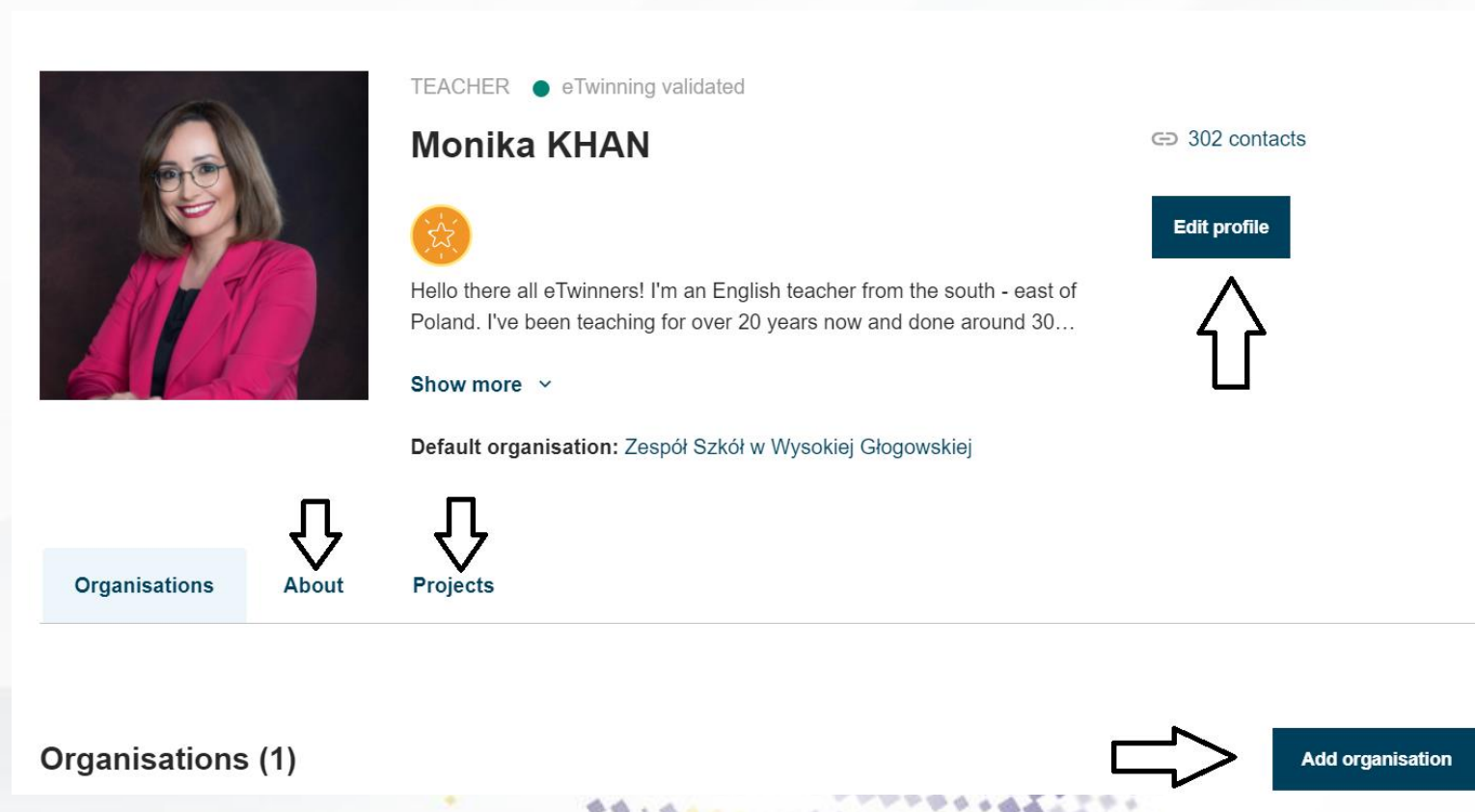
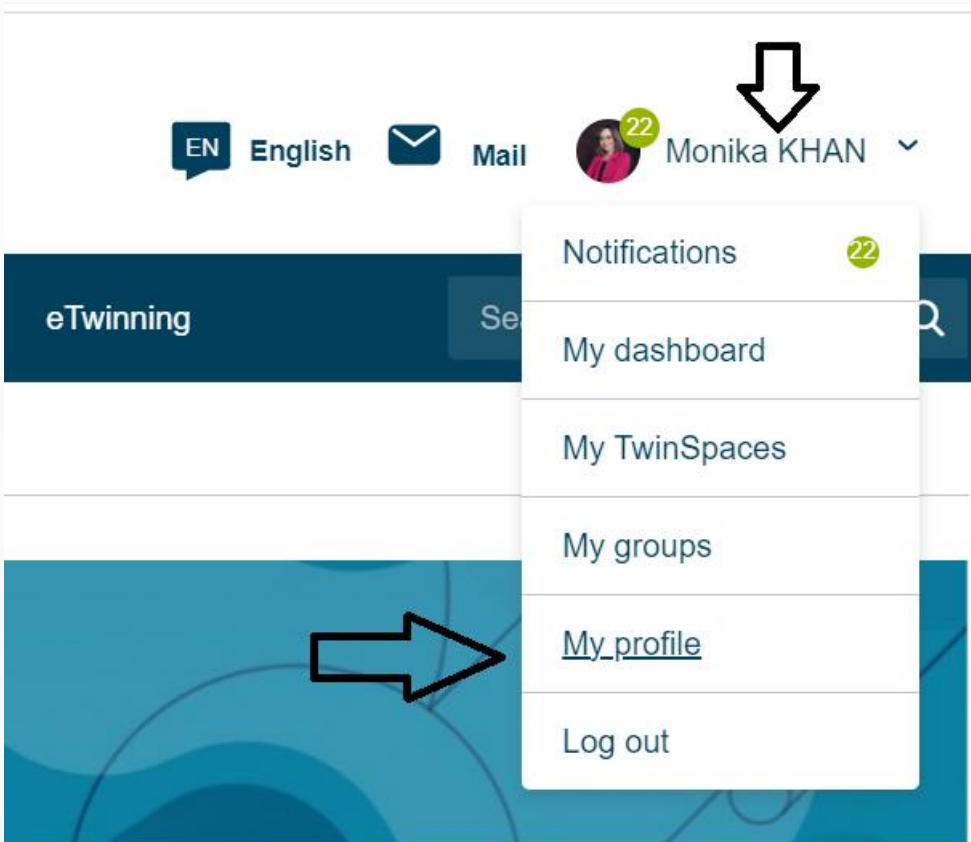
[The ESEP platform](#) (The European School Education Platform) is an online hub which allows all the verified eTwinners to network, search for partners, work on projects and seek professional development.





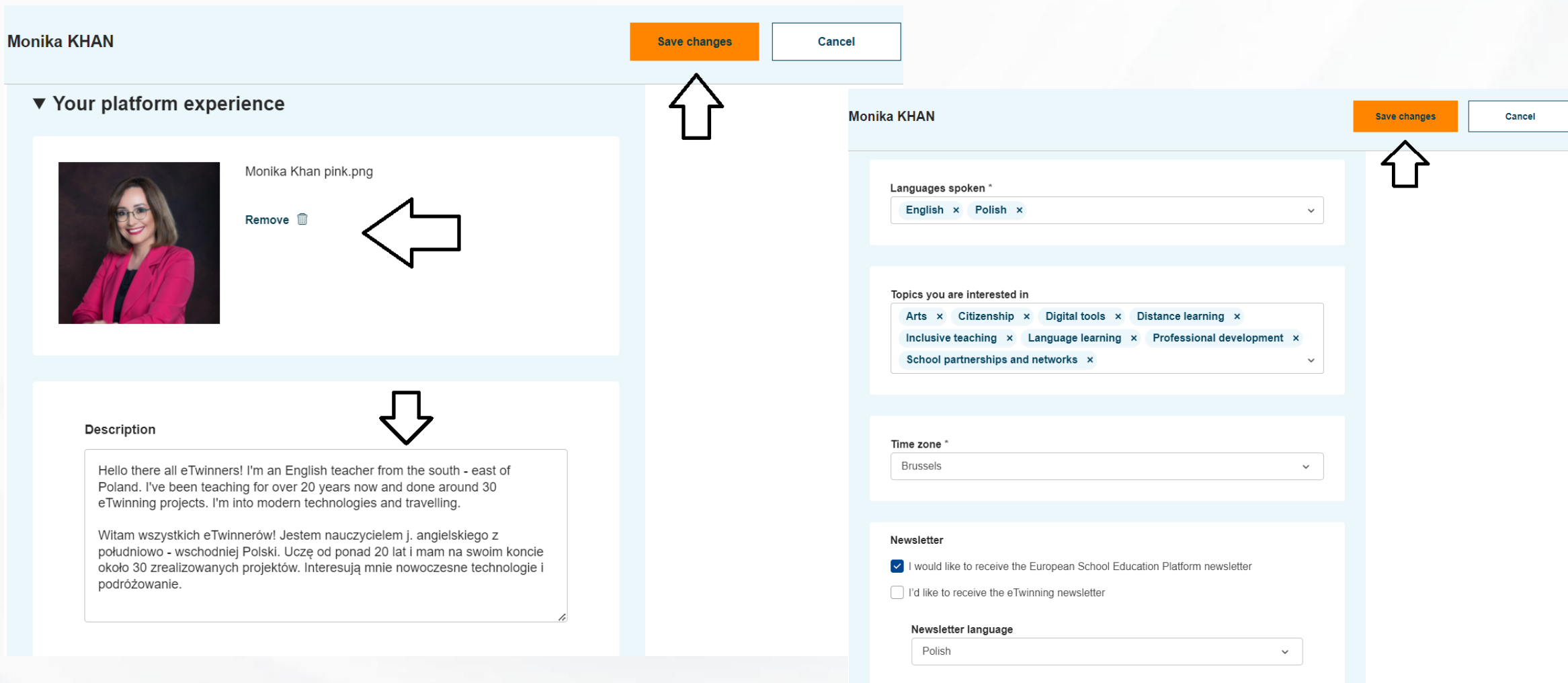
# ESEP platform – eTwinner's profile

The profile helps other eTwinners to learn more about you – your interests, country of work, organisation (school), experience in eTwinning, project availability, etc.





# ESEP platform – eTwinner's profile



Monika KHAN

Save changes Cancel

▼ Your platform experience

Monika Khan pink.png

Remove

Description

Hello there all eTwinners! I'm an English teacher from the south - east of Poland. I've been teaching for over 20 years now and done around 30 eTwinning projects. I'm into modern technologies and travelling.

Witam wszystkich eTwinnerów! Jestem nauczycielem j. angielskiego z południowo - wschodniej Polski. Uczę od ponad 20 lat i mam na swoim koncie około 30 zrealizowanych projektów. Interesują mnie nowoczesne technologie i podróżowanie.

Monika KHAN

Save changes Cancel

Languages spoken \*

English x Polish x

Topics you are interested in

Arts x Citizenship x Digital tools x Distance learning x  
Inclusive teaching x Language learning x Professional development x  
School partnerships and networks x

Time zone \*

Brussels

Newsletter

I would like to receive the European School Education Platform newsletter

I'd like to receive the eTwinning newsletter

Newsletter language

Polish

# ESEP platform – eTwinner's profile

Monika KHAN

**Save changes**

Email address for notifications


**Website URL**

**Facebook profile**

**Twitter profile**

**Instagram profile**

**LinkedIn profile**



Monika KHAN

**Save changes**


**Profile visibility \***  
Who can view your profile

**Who can contact you**


**Who can comment on your posts**

**Join eTwinning profiles**

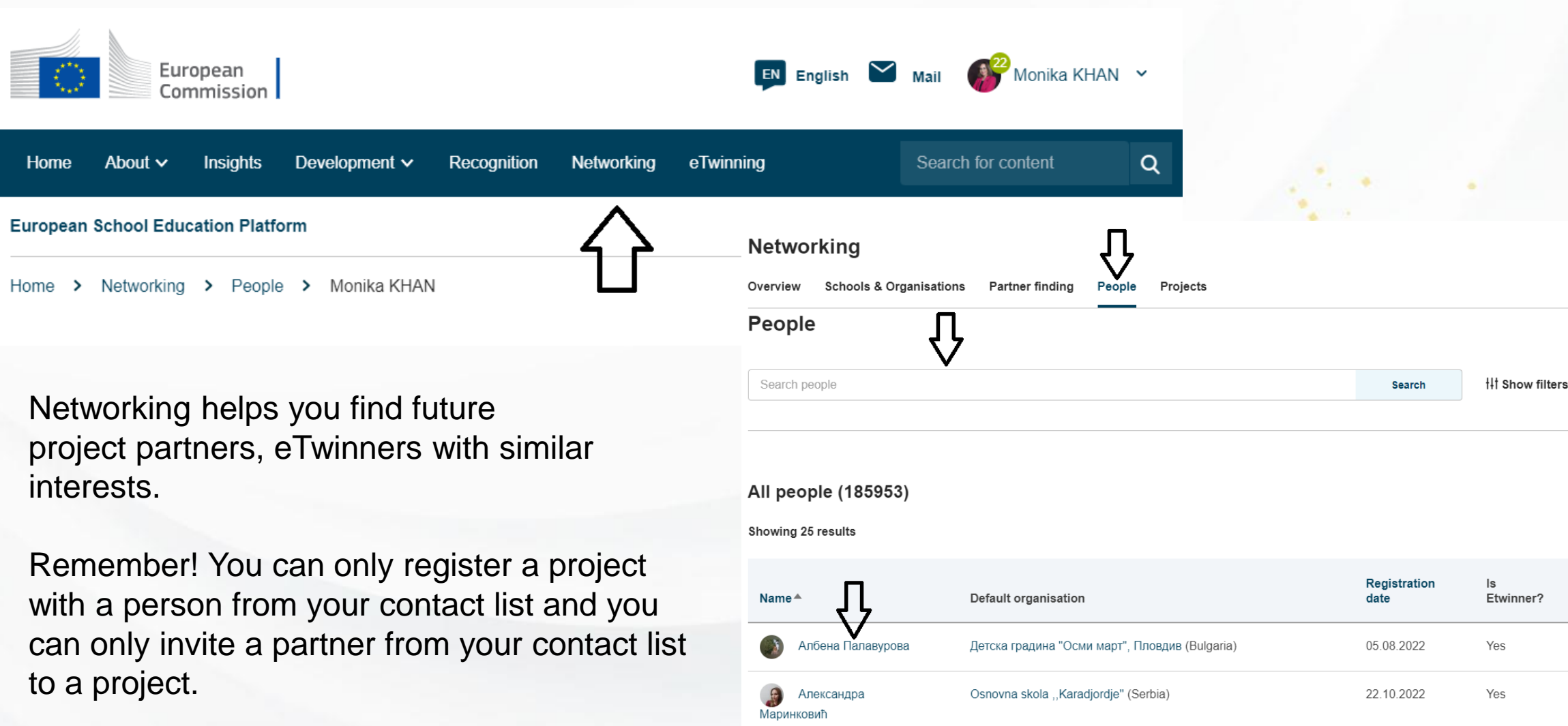
**Join eTwinning**  
This will show other users if you are available for new projects.

Available for eTwinning project 

**Remove**



# ESEP platform – networking



The screenshot shows the ESEP platform interface. At the top, there is the European Commission logo and the user profile for Monika KHAN. The main navigation bar includes Home, About, Insights, Development, Recognition, Networking, and eTwinning. A search bar is located on the right side of the navigation bar. Below the navigation bar, the breadcrumb trail reads: Home > Networking > People > Monika KHAN. The main content area is titled "Networking" and has sub-sections: Overview, Schools & Organisations, Partner finding, People, and Projects. The "People" section is active, showing a search bar and a "Search" button. Below the search bar, it displays "All people (185953)" and "Showing 25 results". A table lists the results:


| Name                  | Default organisation                           | Registration date | Is Etwinner? |
|-----------------------|--|-------------------|--------------|
| Албена Палавурова     | Детска градина "Осми март", Пловдив (Bulgaria) | 05.08.2022        | Yes          |
| Александра Маринковић | Osnovna skola „Karadjordje” (Serbia)           | 22.10.2022        | Yes          |

Networking helps you find future project partners, eTwinners with similar interests.

Remember! You can only register a project with a person from your contact list and you can only invite a partner from your contact list to a project.



# ESEP platform – networking



TEACHER ● eTwinning validated

**Karolina Kozłowska**

Hello, my name is Karolina. I'm an English teacher.

Show more ▾

Default organisation:

Publiczna Szkoła Podstawowa im. bl. ks. prof. Franciszka Rosłańca w Wyśmierzycach

7 contacts



Add as contact

More options ⋮

Organisations

About

Projects



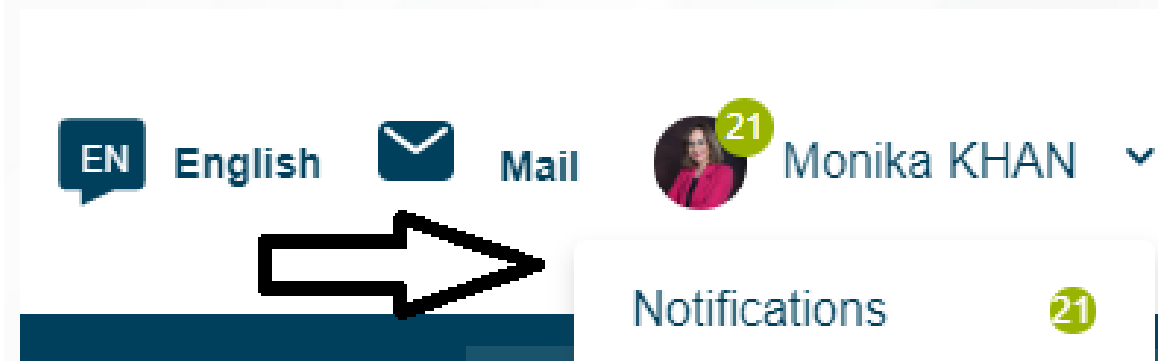
[Lusana Lomaia](#) wants to add you as a contact

11.03.2023



Accept

Reject







# ESEP platform – partner finding

Home About Insights Development Recognition Networking eTwinning Search for content

European School Education Platform

Home > Networking > Partner finding

Networking

Overview Schools & Organisations Partner finding People Projects

Partner finding

Partner finding is a meeting point for schools and teachers interested in hosting mobility activities and taking part in them, such as teaching assignments, job shadowing or placements. Listings can be...

Add posting

## Add posting

### Add posting to your organisation

\* indicates a required field

Posting type \*

eTwinning project idea

Cancel Next

## Add posting

Save draft

### Posting details

\* indicates a required field

PROJECT IDEA TYPE \*

SELECT TYPE

Organization \*

Select organization

Title \*

Add title

Summary \*

Add summary

400 characters

Description \*

B I U S Format Styles Source

1500 characters

### Thumbnail

Upload image

One file only.  
10 MB limit.  
Allowed types: png gif jpg jpeg.

### Languages

Select languages

### Interested subjects

Select subjects

### Interested vocational subjects

Select subjects

### Tags \*

Select tags

### Key competences \*

Select key competences

Age range \* Visible until \*

All to All YYYY-MM-DD

Cancel Publish

# ESEP platform – partner finding

## Networking

Overview Schools & Organisations **Partner finding** People Projects

### Partner finding

Partner finding is a meeting point for schools and teachers interested in hosting mobility activities and taking part in them, such as teaching assignments, job shadowing or placements. Listings can be...

Show more ▾

Search postings

Search

Postings (1605)

Order by: Most recent ▾



ETWINNING PROJECT IDEA ( EUROPEAN )

#### MY WASTE IS MY PLAYGROUND

The aim of this project is to support children to create their own playground using waste materials and it is also to raise awareness for the transition from a consumer society to a productive society. Also, to contribute to the adaptation of our students to sustainable living conditions

Age range 6 - 10 Expires on 31.03.2023

Created on 27.03.2023 | Last edited on 27.03.2023



CONTENT • Published

## MY WASTE IS MY PLAYGROUND

The aim of this project is to support children to create their own playground using waste materials and it is also to raise awareness for the transition from a consumer society to a productive society. Also, to contribute to the adaptation of our students to sustainable living conditions

Created on: 27.03.2023

Last edited on: 27.03.2023

### Posting information

Description: We are looking for a foreign co founder please contact with me ozlem.donmez\_0581@hotmail.com

### Details

PROJECT IDEA TYPE: EUROPEAN

Languages: English

Interested subjects: Design & Technology

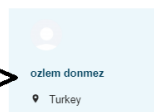
Interested vocational subjects: Art, Forestry, Guidance / Counselling, Socio-cultural services

Tags: Blended Learning, Classroom management, Cultural diversity, Curated resources, Digital tools, Entrepreneurship

Key competences: Digital, Entrepreneurship

Pupil age: 6 - 10

### Posting user

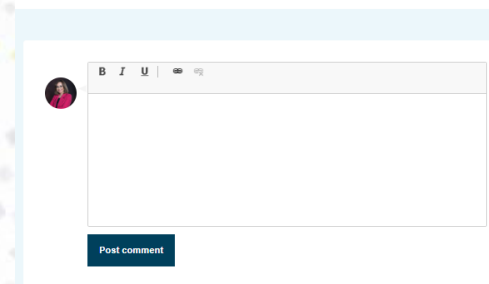


### Posting organization



It allows you to find interesting projects (ideas for projects) and possible future partners, co-founders.

A tip! Connect with the posting eTwinner – add as contact, send a message.





# ESEP platform – projects

It allows you to find interesting projects, inspiration for projects or connect to the founders.

## Networking navigation

[Overview](#) [Schools & Organisations](#) [Partner finding](#) [People](#) [Projects](#)



## Overview



PROJECT ● Active

### The Idiom Mystery

The Idiom Mystery is an international eTwinning project for young learners (elementary school students in grades 1-3) to explore the fascinating world of English idioms. Working together with classmates from different countries, students will create a digital dictionary of English idioms creating visual representations, such as "a bird in the hand is worth two in the bush" or "to be a piece of cake" and a series of videos showcasing the meaning of idioms. Teachers will collaborate to develop interactive activities such as crossword puzzles, memory games, and bingo, to enhance students' understanding and engagement with the idioms as well as online quizzes and games to test students' idiomatic knowledge.

Created on: 27.03.2023

2 members

[Go to TwinSpace](#)

[About](#) [Members](#) [Image gallery](#)

Members (2)



Lia Molini

Co-founder

Last access 28.03.2023

Università degli Studi L'Aquila - Scienze della Formazione Primaria  
Mosciano S. Angelo (TE), Italy

[View profile](#)



Katarzyna DRABAREK

Founder

Last access 28.03.2023

Szkoła Podstawowa z Oddziałami Integracyjnymi nr 6 w Siedlcach  
Siedlce, Poland

[View profile](#)



TEACHER ● eTwinning validated

Lia Molini

172 contacts



I have been teaching English since 1997. I was an eTwinning Ambassador and an Erasmus Assessor. Since 2015 I collaborate with the Erasmus...

Show more

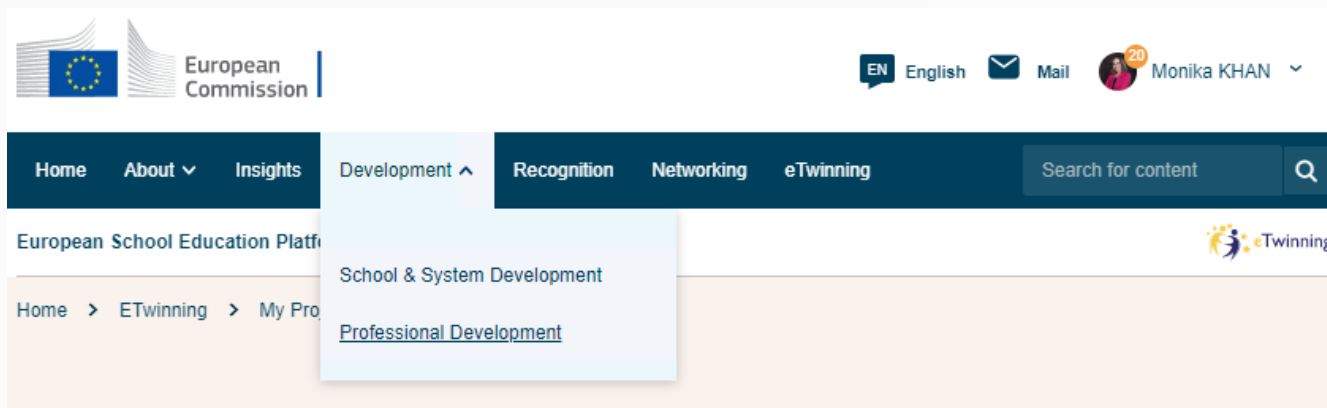
Default organisation:  
Università degli Studi L'Aquila - Scienze della Formazione Primaria

More options

Send a message

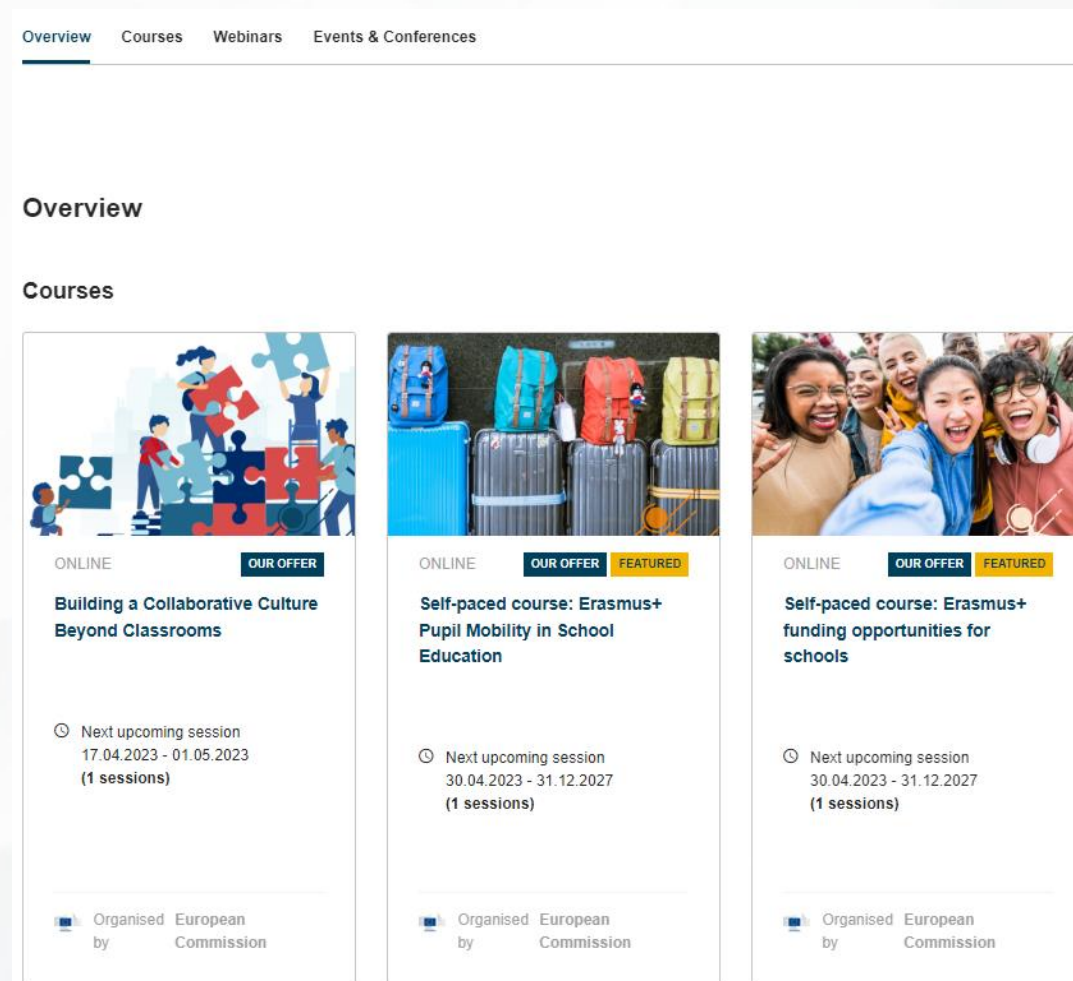


# ESEP platform – professional development



The professional development offer which is available on the platform is open to all eTwinners.

It covers (or will cover in the future) online courses, webinars, events and conferences.







# ESEP platform – recognition

The eTwinning Program offers a range of labels and prizes to award the highest quality of activities done by eTwinners, their students and schools.

The screenshot shows the top navigation bar of the ESEP platform. It includes the European Commission logo, language options (EN English), a mail icon, and a user profile for Monika KHAN. The main navigation menu has tabs for Home, About, Insights, Development, Recognition (selected), Networking, and eTwinning. A search bar is also present. Below the navigation, the page title is "European School Education Platform". The "Awards" tab is selected, showing two award cards:

- eTwinning European Prizes**: The eTwinning European Prizes are the ultimate honour that teachers and students can receive for their outstanding work in eTwinning.
- Innovative Teaching Award**: The European Innovative Teaching Award highlights innovative teaching and learning practices, developed as part of European cooperation projects in the fields of school education and initial VET. The initiative is built upon the Erasmus+ programme.

## Recognition

The European Commission acknowledges the work of teachers and aims to recognise it by providing opportunities for them to be evaluated for their eTwinning and Erasmus+ programme activities.

Labels Awards

The grid displays six award cards, each with an icon and a description:

- eTwinning National Quality Label**: eTwinning Quality Labels are awarded to teachers and their pupils for their individual work in a project based on a common evaluation framework.
- eTwinning European Quality Label**: eTwinning Quality Labels are granted to teachers for their and their pupils' individual work in a project based on a common evaluation framework.
- eTwinning School Label**: Schools which are awarded the eTwinning School Label are great examples of how the whole school can benefit from eTwinning. They are active in implementing and promoting the eTwinning values and pedagogy, are a point of reference for their local community and represent a model for other schools.
- European Language Label**: The European language label is an award encouraging the development of new techniques and initiatives in the field of language learning and teaching, as well as the enhancement of intercultural awareness across Europe. It is awarded to Erasmus+ funded projects and other initiatives from all fields of education and training.
- Erasmus Accreditation Excellence Label**: As part of the Erasmus accreditation scheme in the programme's Key Action 1, the best performing accredited organisations in the fields of adult education, vocational education and training, and school education are awarded excellence labels for implementing high-quality mobility projects.

# Project planning & opening



# What is a good eTwinning project?

**A good eTwinning project meets the following criteria:**

**Collaboration between partner schools:**

- collaboration activities go beyond communication;
- partner schools work together to accomplish joint activities;
- partners are not just recipients of information;
- collaborative activities result in a tangible outcome.

**Use of technology:**

- the technology is used to help partners achieve their pedagogical objectives;
- the tools help partners to collaborate better among themselves.

**Pedagogical approaches:**

- the project has originality in terms of its theme;
- it uses a variety of pedagogical methods;
- pupils are the ones who take the lead;
- pupils interact with their partners and work collaboratively using different methods like information gathering, problem solving, research and comparative work;
- pupils take different roles as artists, journalists, technicians, scientists, actors, etc.

# What is a good eTwinning project?

**A good eTwinning project meets the criteria:**

**Curricular integration:**

- the project is rooted in the school curriculum and syllabi;
- the majority of project work is done during the school hours;
- the curricular integration in the project is clear;
- project work allows students develop their skills and competences;
- the project-based pedagogical framework has been explained and documented by the teacher.

**Results and documentation**

**Make sure that:**

- the project results are presented online;
- students are involved in the TwinSpace;
- all steps of the project are documented, including planning, descriptions of activities, evaluation and feedback;
- you evaluate and publish the impact that the project had on the students and teachers involved in the project;
- you use the checklist when planning and implementing your project to check if your project meets the QL criteria.





# Project registration

Projects are only registered on the ESEP platform, in an e-form.

You cannot register a project on your own – you always need a co-founder (an eTwinner from your own country or any other eTwinning country).

You need to select a school where you're planning to carry out the project (cannot be changed at a later stage).

You can only select a co-founder from your list of contacts.

After you submit the form, the co-founder needs to accept the invitation.

The project is pending until the NSO (and NSO of the co-founder) accepts it.

Both the founders receive an email once the project is accepted.

A tip! Prepare all the information/text you need for your registration form in a .doc file beforehand.

The screenshot displays the ESEP platform interface. At the top, there is a navigation bar with the European Commission logo and the text 'European Commission'. To the right, there are language options (EN English), a mail icon, and a user profile for 'Monika KHAN'. Below this is a dark blue navigation menu with items: Home, About, Insights, Development, Recognition, Networking, and eTwinning. A search bar is located on the right side of this menu. Below the navigation menu is the 'European School Education Platform' header. The main content area is divided into two columns. The left column has a sub-navigation bar with 'Overview', 'Groups', 'My Projects', and 'Support'. Below this, there is a breadcrumb trail 'Home > eTwinning' and a section titled 'Overview' with a 'Quicklinks' box containing 'Create a project' and 'Partner Finding'. The right column has a sub-navigation bar with 'Overview', 'Groups', 'My Projects', and 'Support'. Below this, there is a breadcrumb trail 'Home > eTwinning > My Projects' and a section titled 'My projects' with a 'Create project' button. Below 'My projects' is a 'Networking' section with a sub-navigation bar containing 'Overview', 'Schools & Organisations', 'Partner finding', 'People', and 'Projects'. Below 'Networking' is a 'Projects' section with a 'Create project' button. A search bar is located at the bottom of the 'Projects' section. Arrows point to the 'Create project' buttons in the 'My projects' and 'Projects' sections, and the 'Create a project' button in the 'Quicklinks' box.




# Project registration

## Select school

Select the school you want to start this project from your active schools list. If your school does not appear you can add or activate it while editing your profile.

\* indicates a required field

 You can select only 1 school and this school can't be changed during the duration of the project.

School \*

- Select -

## Select partner

Select one of your (active) contacts as the co-founder for your project. You will be able to invite more people to your project once the project has been approved by your National Support Organisation.

\* indicates a required field

Co-founder \*

- Select -

- Select -



Katarzyna Siwczak



Giedrė Sudniūtė



Magdalena GOC

## Project description

\* indicates a required field

### 1. Introduction

For titles, use letters or numbers, not symbols such as ") < >". As for the project's description, be clear and use keywords to help people find you.

Title \*

Short description \*

### 2. Project languages

Choose the languages that will be used in this project.

Languages \*

Select one or more options

### 3. Pupils

Select how many pupils altogether are going to participate in the project and the age range of pupils.

Number of pupils \*

- Select -

Ages taught from \*

- Select -

Ages taught to \*

- Select -

### 4. Subjects related to the project

Subjects

Select one or more options

## 5. Key competences

Select the key competences that define this project.

Key competences \*

Select one or more options

## 6. Aims \*

Try to be specific, particularly in terms of competences and skills you hope your pupils will gain through this project. Refrain from stating too abstract concepts such as "European dimension of education" or "Intercultural communication".

## 7. Work process \*

State how you intend to work with your partner schools and how responsibilities are shared. Give an approximate calendar of activities, state how frequently you will work with your partner; indicate how you intend to involve your pupils; if you intend to create teams of pupils of different schools, and other relevant information.

## 8. Expected results \*

Indicate here if you are planning a final product such as a public TwinSpace or other resources. You might envisage instead the improvement of a school practice, or new knowledge.

## 9. Project thumbnail


Nie wybrano pliku

One file only.

10 MB limit.

Allowed types: gif, jpg, jpeg, png.

# Project registration

Mail  <sup>20</sup> Monika KHAN ▾

- Notifications <sup>20</sup>
- My dashboard
- My TwinSpaces
- My groups
- My profile
- Log out



**Magdalena Kossowska** invited you to join **Hello World** project

🕒 20.02.2023

Accept

Reject

## Your eTwinning project has been approved

**eacea-esep** eacea-esep@fpfis.tech.ec.europa.eu

23 mar 2023 14:28 (4 dni temu)

← Odpowiedz



do mnie [\(więcej\)](#)

Dear Monika,


We are pleased to inform you that your eTwinning National Support Organisation has approved your project titled [Young Voices Green Choices](#), which you created for Zespół Szkół w Wysokiej Głogowskiej (Wysoka Głogowska, Poland) and initiated together with Alessandro Ruffino (Italy).

The best of luck with your new eTwinning project!

Kind regards,

The eTwinning team

# Our project description



The future of our planet depends on young people. Earth needs help with climate change, but are they here to speak for it? Let's find out. The project aims at raising students' ecological awareness through creative, interactive and cross-curricular activities. Students will put their digital and design skills to good use, creating word clouds, writing letters to Earth, making an e-dictionary as well as planning and celebrating Earth Day in their local communities. They will also sing a song for the planet.

# Our project aims



- make young people aware of environmental problems
- increase students' ecological awareness through creative, interactive and interdisciplinary activities.
- stimulate students to find possible solutions to environmental problems
- develop interdisciplinary contents, promoting interdisciplinary activities.
- promote the ability to work in a team and improve the ability to act independently.
- improve decision making and problem solving through interaction with others.
- develop ICT and English language skills.
- develop collaborative and interpersonal skills.
- develop communication and critical thinking skills
- help teachers to network, learn how to run projects and make use of Twinspace functionalities



# Our project work process



- Presentation of the project aims
- Introductions of students and teachers, project schools and countries
- Students make a project logo.
- Students make a word bank with vocabulary related to the environment and nature
- Students design dictionary entries using the vocabulary provided beforehand
- Teachers and students add dictionary entries to a common e-dictionary
- Teachers and students plan and organise school celebrations of Earth Day - writing "A letter to our planet"
- Teachers and students add all the letters written by students to a common Wakelet collection
- Teachers and students all sing a song together "Sing for the climate" (Do it now)
- Evaluation

# Our project expected results



## Teachers and students:

- develop digital content: word clouds, an e-dictionary, a collection, sing a song for the climate

## Teachers:

- have better understanding of project management
- know how to use Twinspace
- make international connections with educators from abroad
- develop their IT skills

## Students:

- understand the need to be eco-friendly
- develop their interpersonal and intrapersonal skills
- increase their linguistic abilities



**Dziękujemy za uwagę**

Krajowe Biuro eTwinning  
Fundacja Rozwoju Systemu Edukacji  
Al. Jerozolimskie 142 A  
02-305 Warszawa  
Tel.: +48 22 46 31 4



[etwinning@frse.org.pl](mailto:etwinning@frse.org.pl)



[eTwinning Polska](#)



[eTwinning Polska](#)



[eTwinning Polska](#)



[@eTwinningPolska](#)

