



Polish – Italian Bilateral Seminar

My first eTwinning project with an Ambassador

Organisation of project work

Alessandro Ruffino & Monika Khan
Gdańsk, 30.03-01.04.2023



Organisation of project work

Young Voices Green Choices

Gdańsk, 31.03.2023

Communication in our project

**“Effective teamwork begins
and ends with communication.”**

- Mike Krzyzewski



Communication – useful tools


- ✓ WhatsApp/Messenger for setting up a project group
- ✓ Doodle for scheduling meetings
- ✓ Google Calendar
- ✓ Twinspace/Zoom/Google Meet/Microsoft Teams for online meetings
- ✓ Twinspace chat/forum/Teacher bulletin
- ✓ Email/ESEP platform mail

Communication in our project

Project group – Messenger or WhatsApp?

- WhatsApp <https://forms.gle/NDeLkbpY7C51oBd89>

- Messenger <https://forms.gle/vyMUUzTEQ8b8rqzd6>



Communication in our project

Teachers' online meeting
- scheduling a meeting

[LINK](#)

<https://doodle.com/>





Communication in our project

Google Calendar – days off, holidays, online meetings

[LINK](#)

- collection of Gmail addresses

<https://forms.gle/WKcJk47TWL2u5hgE7>



Collaboration in our project

Collaboration among our pupils is the key factor for the success of our eTwinning project!

We always try to have students interact as much as possible.

No parallel work!

When we have to collaborate!

- At the beginning of the project: project planning and icebreaking
- During the project: collaborative activities, crossed tasks, mixed groups, constant peer feedback
- At the end of the project: shared and collaborative project outcome, evaluation



Collaboration in our project

Different levels of collaboration

- **Minimal:** work is done in parallel on the basis of a common plan, there are few exchanges and interactions (mostly only between teachers, rare involvement of pupils). The aim is to exchange guidelines for the creation of individual products.
- **Medium:** Collaboration by analyzing and modifying the partner's product; in this case, the level of interaction and feedback increases. Possibility to work in mixed groups.
- **High:** the collaboration between the partners is very high because they work together for a common goal, at the same time they realize a common path, activities and products. Pupils are actively involved in both planning and implementation and develop the ability to compare, present ideas and negotiate.

A red arrow pointing to the left, with the text 'Our level' inside it.

Our level

Some collaborative web tools



[answergarden](#)

Brainstorming or feedback activities - Free & easy to make and use
- Can be embedded in Twinspace

[Tricider](#)

Students add ideas, arguments in favour or against and vote - Sign up for free - Can be embedded in Twinspace

[MeetingWords](#)

Collaborative writing - Stories, poems, song, ... - A very simple tool
- No sign up - A chat option as well while writing

[postermywall](#)

Collaborative design: the group can work together on a poster, image, infographic, ... - Sign up for free - Create a class project

[colorillo](#)

Collaborative painting - Real time action painting - Sign up for free
- Download the image (as png file) and add in TwinSpace

[thinglink](#)

to create interactive images and videos collaboratively - Sign up for free - Partners add tags with: text, image, videos, audio files

[Voicethread](#)

Collaborative spaces with video, voice, and text commenting
- Sign up for free - Up to 5 presentations in the free version

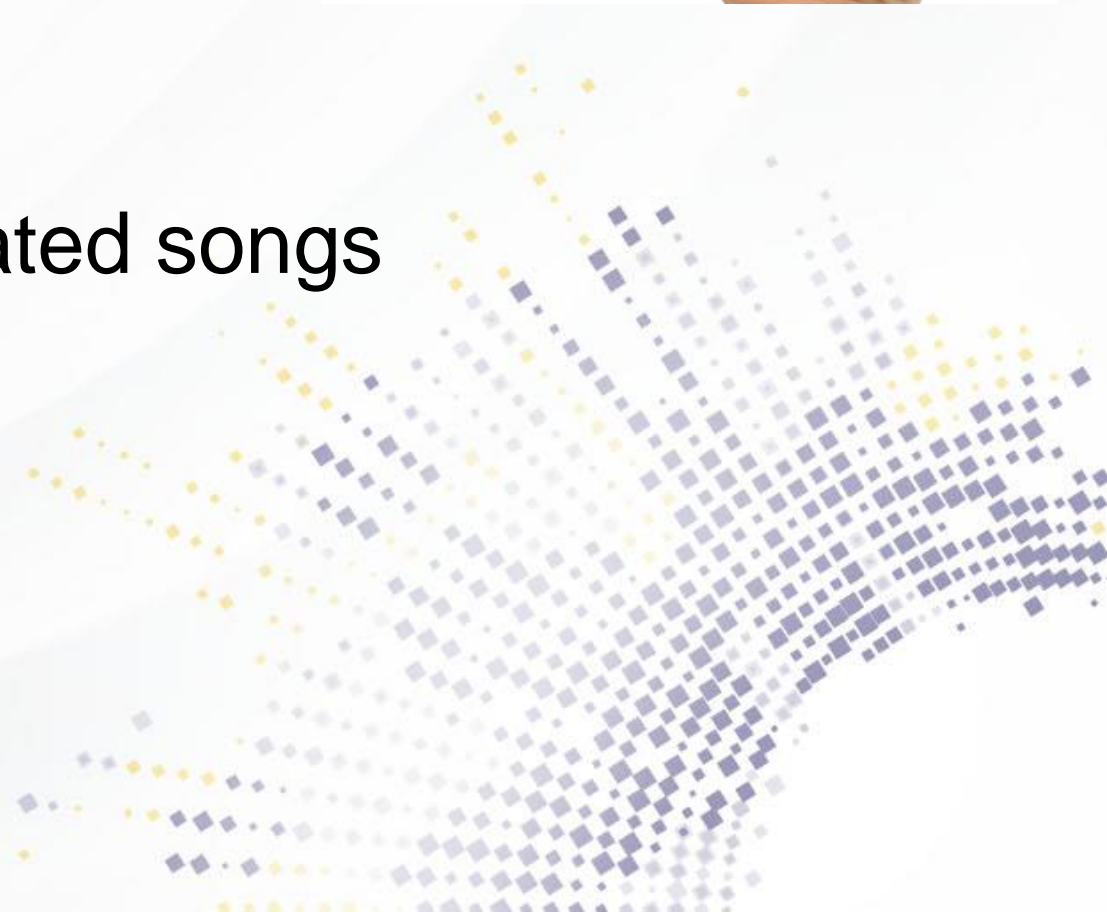


Our project schedule



Proposed project schedule

Discussion on the environment related songs





Dziękujemy za uwagę

Krajowe Biuro eTwinning
Fundacja Rozwoju Systemu Edukacji
Al. Jerozolimskie 142 A
02-305 Warszawa
Tel.: +48 22 46 31 4



etwinning@frse.org.pl



[eTwinning Polska](#)



[eTwinning Polska](#)



[eTwinning Polska](#)



[@eTwinningPolska](#)

