



Introduction to eTwinning

Giacomo Bianchi – Italian National Support Organization

Gdańsk, 30 March 2023

Polish-Italian bilateral eTwinning seminar
My first project with an eTwinning Ambassador



etwinning.indire.it



eTwinning in Erasmus+

SCHOOL EDUCATION

Erasmus+

KA1
Mobility of
individuals

KA2
Cooperation among
organizations

KA3
Support to
policy

ESEP
-
eTwinning

eTwinning is now an integral part of the Erasmus+ program in the School sector

ADULT
LEARNING

EPALE

YOUTH

European
Youth
Portal



Erasmus+



ISTITUTO
NAZIONALE
DOCUMENTAZIONE
INNOVAZIONE
RICERCA EDUCATIVA



18 years of eTwinning

From the eLearning Program to the European School Education Platform

electronic
twinning

eTwinning
goes
social!

eTwinning
goes live!

European
School
Education
Platform

2005

2007

2009

2011

2013

2015

2017

2019

2021

2023

2006

2008

2010

2012

2014


2016

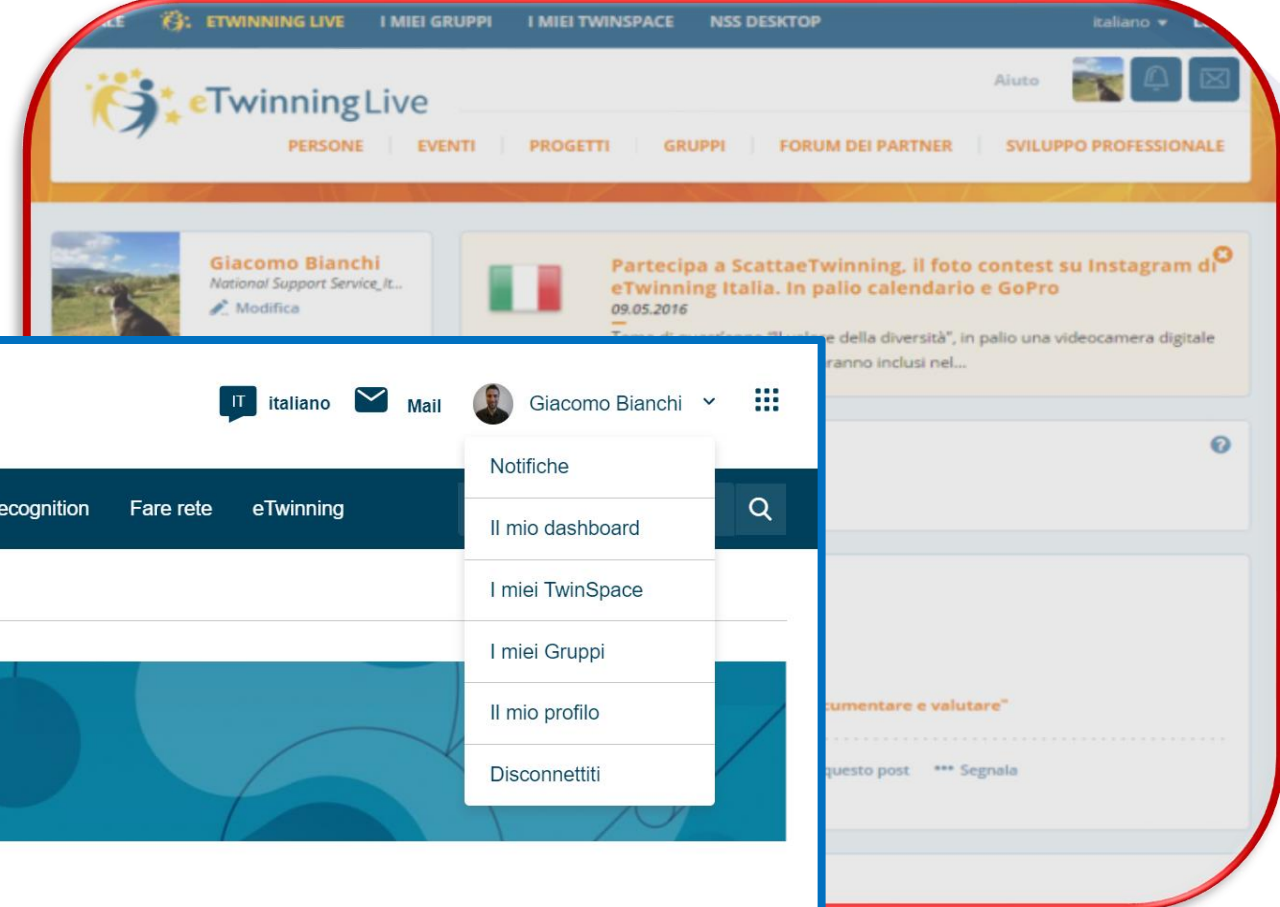
2018


2020


2022

School
Education
Gateway





 Commissione europea

IT Italiano Mail  Giacomo Bianchi

Home page Info ▾ Approfondimenti Sviluppo ▾ Recognition Fare rete eTwinning

European School Education Platform

Notifiche
Il mio dashboard
I miei TwinSpace
I miei Gruppi
Il mio profilo
Disconnetti

European School Education Platform è il luogo di incontro per tutti i portatori di interesse del settore dell' **istruzione scolastica**: personale scolastico, ricercatori, decisori politici e altri professionisti e interessa tutti i livelli dell'istruzione, dall'educazione e cura della prima infanzia alla scuola primaria e secondaria, compresa l'istruzione e la formazione professionale iniziale.

La piattaforma ospita anche eTwinning, la comunità delle scuole in Europa.

 Erasmus+

SchoolEducationGateway

La piattaforma online europea per l'istruzione scolastica

[ULTIME NOVITÀ](#)
[PUNTI DI VISTA](#)
[RISORSE](#)
[OPPORTUNITÀ](#)


Se vuoi saperne di più, ti preghiamo di leggere attentamente qui [la nuova piattaforma avrai bisogno di un account EU Login. Segui queste istruzioni per creare un account EU Login.](#)



European Day of Languages at the service of youth

Partecipa e scopri di più


 Webinar

 Sondaggi

eTwinning... Why?



eTwinning



**PROFESSIONAL
DEVELOPMENT**



**INNOVATION IN
EDUCATION**



INTERNATIONALIZATION



Erasmus+



ISTITUTO
NAZIONALE
DOCUMENTAZIONE
INNOVAZIONE
RICERCA EDUCATIVA



PEER LEARNING

Groups

Projects

eTwinning... Why?

Professional development

Courses

Webinars

Online
Conferences

Professional
Development
Workshops

Seminars

AD HOC TRAINING



eTwinning... Why?

Innovation in education

- With eTwinning projects, the possibilities offered by the new ICTs are integrated into traditional educational systems
- Organization of work centered on pupils/class, fostering the creative, responsible and autonomous work of pupils
- Project activities based on innovative pedagogical methods (e.g. independent research/analysis by pupils, work in small groups, involvement of very young pupils...)
- Innovation not only goes far beyond using technology in the classroom, but also includes creativity, analytical thinking, problem solving skills and collaboration.



eTwinning... Why?

Internationalization



Erasmus+ 2021-27 is an instrument for action aimed at achieving a European Education Area, a Europe of knowledge, «a Europe in which learning, studying and doing research would not be hampered by borders. A continent, where spending time in another Member State – to study, to learn, or to work – has become the standard and where, in addition to one's mother tongue, speaking two other languages has become the norm. A continent in which people have a strong sense of their identity as Europeans, of Europe's cultural heritage and its diversity».

European Commission, Strengthening European Identity through Education and Culture, com(2017) 673 final, Strasbourg, 14 November 2017.

eTwinning encourage opening up to the European dimension of education

eTwinning for...

STUDENTS!



Through participation in eTwinning projects:

- Development of key competences (transversal, ICT, languages...)
- Conscious use of ICT and the Internet for educational purposes, from passive user to active user
- Project work: use of different methodologies (group work, peer learning...), authentic and more stimulating tasks
- Motivational boost to learning, active participation, empowerment, enhancement of multiple intelligences



eTwinning for...

SCHOOLS!



- Professional updating of teachers free of charge, continuous and consistent with national policies objectives (in Italy PNSD, Scuola 4.0, etc.)

- More attractive educational offer greater visibility of the school.



- Gradual integration of ICT and foreign language into daily teaching

- Promotes bottom-up, gradual and sustainable innovation

- Values excellence but above all helps the "normal" teacher

- Inclusion in a network of European schools, also the basis for other collaborations and projects (e.g. Erasmus+)



eTwinning for...

TEACHERS!



- Many opportunities for professional development
- Comparison and peer review on one's own teaching practices, opportunities for reflection and self-evaluation
- Opportunity to experiment with new methodologies in collaboration with partners
- Greater visibility of teacher's work within the school and outside the school
- Awards and certificates: opportunity to see teacher's work valued and to deal with external evaluators
- Motivation for teaching and constant updating



eTwinning project

What is it?

Total flexibility: activities, themes and duration of the collaboration, number of the partners

Awards and quality certification

Availability of a TwinSpace, a secure web workspace that students and teachers can access to work together

An eTwinning project is a collaborative teaching project, which takes place remotely between classes (teachers and pupils) from different schools. Partners can all come from the same country (national project) or from different countries (European project).

Assistance from your NSO and from other users of the platform (e.g. Gruppo Virgilio)

No deadline or paperworks, no bureaucracy to register and activate a project

Integrated tools: forum, chat, web pages, blog, archive, videoconferences

eTwinning project

Before starting



eTwinning

- Inspiration
- Objectives
- Colleagues
- Equipment

Gather information

Feasibility

- Curricular integration
- Time management
- Resources management
- External support

- Partner finding
- Project planning

Start!

Project registration



Erasmus+




ISTITUTO
NAZIONALE
DOCUMENTAZIONE
INNOVAZIONE
RICERCA EDUCATIVA



The groundwork for building a good project

1. Careful search for the right partner. Be flexible and ready to welcome new opportunities but keep your points. Possibility to enlarge the partnership, but beware: managing many members is more difficult
2. Sharing of objectives and planning with partners and also with pupils if possible
3. Agree on how to structure the TwinSpace
4. Establish educational goals that are well integrated into the curriculum
5. Preliminary calendar and expected deadlines for deliveries
6. Use of ICT - foresee the use of tools useful for the objectives
7. Define and share safety and privacy rules
8. Keep in mind the evaluation criteria for the Quality Certificate (Quality in eTwinning projects is not about excellence, is about method!)





The key features of an eTwinning project

The project activities differ in each project according to the age of the pupils, the school context, the composition of the partnership, the theme of the project, the time and tools available, etc.

Each project assumes its specificity, but there are transversal aspects that are common to all eTwinning projects and to all project phases:

- COMMUNICATION
- COLLABORATION
- DOCUMENTATION



A screenshot of the European School Education Platform website. At the top left is the European Commission logo. The navigation bar includes links for Home, About, Insights, Development, Records, and eTwinning. A search bar is present with the text "Search for content". Below the navigation bar, the page is divided into sections: Overview, Groups, My Projects, and Support. A large, semi-transparent triangular warning sign with a black silhouette of a person digging is overlaid on the left side of the page. The sign has a yellow center and a red border.



~~Don't imitate, innovate.~~



Do you want to innovate?
Imitate!



Thank you!
Dziękuję!
Grazie!

g.bianchi@indire.it

www.etwinning.it



Erasmus+

