



# Mój pierwszy projekt z Ambasadorem „Open your heart, open your mind”


**18 - 20 listopada 2024**

Spotkanie poprowadzi: **Marlena Kowalska**



O mnie:

[KLIK](#)



# Open your heart, open your mind

dzień 1

## Plan działania:

- Dzień 1 – program eTwinning – korzyści i pierwsze kroki na platformie
- Dzień 2 – TwinSpace projektu
- Dzień 3 – aktywności w projekcie

## Dlaczego eTwinning?

- eTwinning jest dla wszystkich
- nie wymaga nakładów finansowych
- jeden nauczyciel – wiele projektów
- jedna szkoła – wielu nauczycieli - wiele projektów
- brak formalności i skomplikowanych procedur
- bezpieczna przestrzeń do współpracy
- dostosowanie zadań do możliwości każdego ucznia

## Podstawa działania:

### ➤ Podstawa programowa

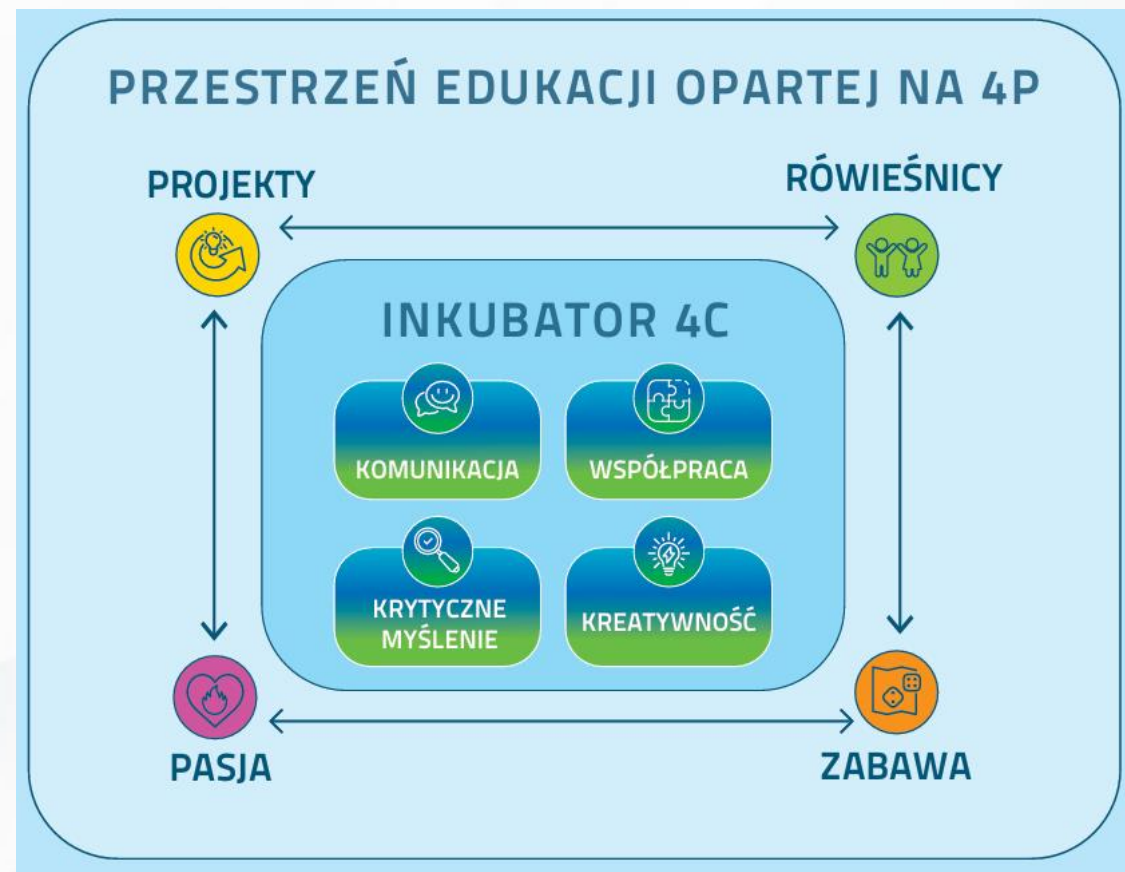
W szkole powinny być organizowane wydarzenia związane z językami obcymi nowożytnymi, np. konkursy, wystawy, dni języków obcych nowożytnych, zajęcia teatralne, udział w programach europejskich typu **eTwinning**;

## Podstawa działania:

### ➤ Kompetencje kluczowe

- porozumiewanie się w języku ojczystym
- porozumiewanie się w językach obcych
- kompetencje matematyczne i podstawowe kompetencje naukowo-techniczne
- kompetencje informatyczne
- umiejętność uczenia się
- kompetencje społeczne i obywatelskie
- inicjatywność i przedsiębiorczość
- świadomość i ekspresja kulturalna

Źródło: Cyfrowy dialog



## Dlaczego eTwinning?

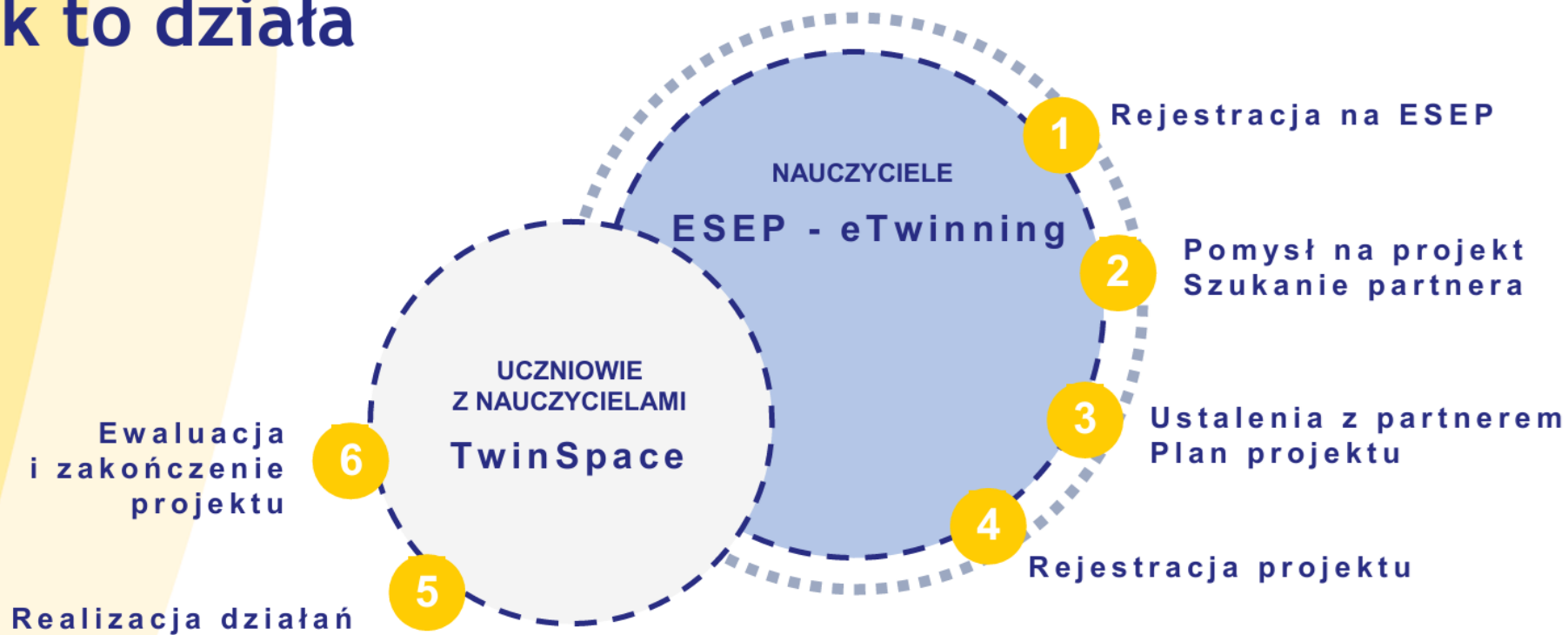
- Bezpośredni kontakt z nauczycielami z Europy
- Współpraca szkół
- Rozwój zawodowy, awans
- Portal społecznościowy dla nauczycieli
- Wstęp do Erasmus+

## Korzyści:

- Rozwój kompetencji językowych i technicznych
- Zwiększenie motywacji uczniów do nauki
- Więcej możliwości na pracę w grupie
- Wszechstronny rozwój uczniów
- Wymiana doświadczeń i materiałów dydaktycznych
- Bogatsza oferta edukacyjna, działania innowacyjne
- Większe zainteresowanie placówka - łatwiejszy nabór
- Dodatkowe kwalifikacje kadry
- Prestiż i promocja szkoły w mieście, województwie, kraju i Europie



## Jak to działa

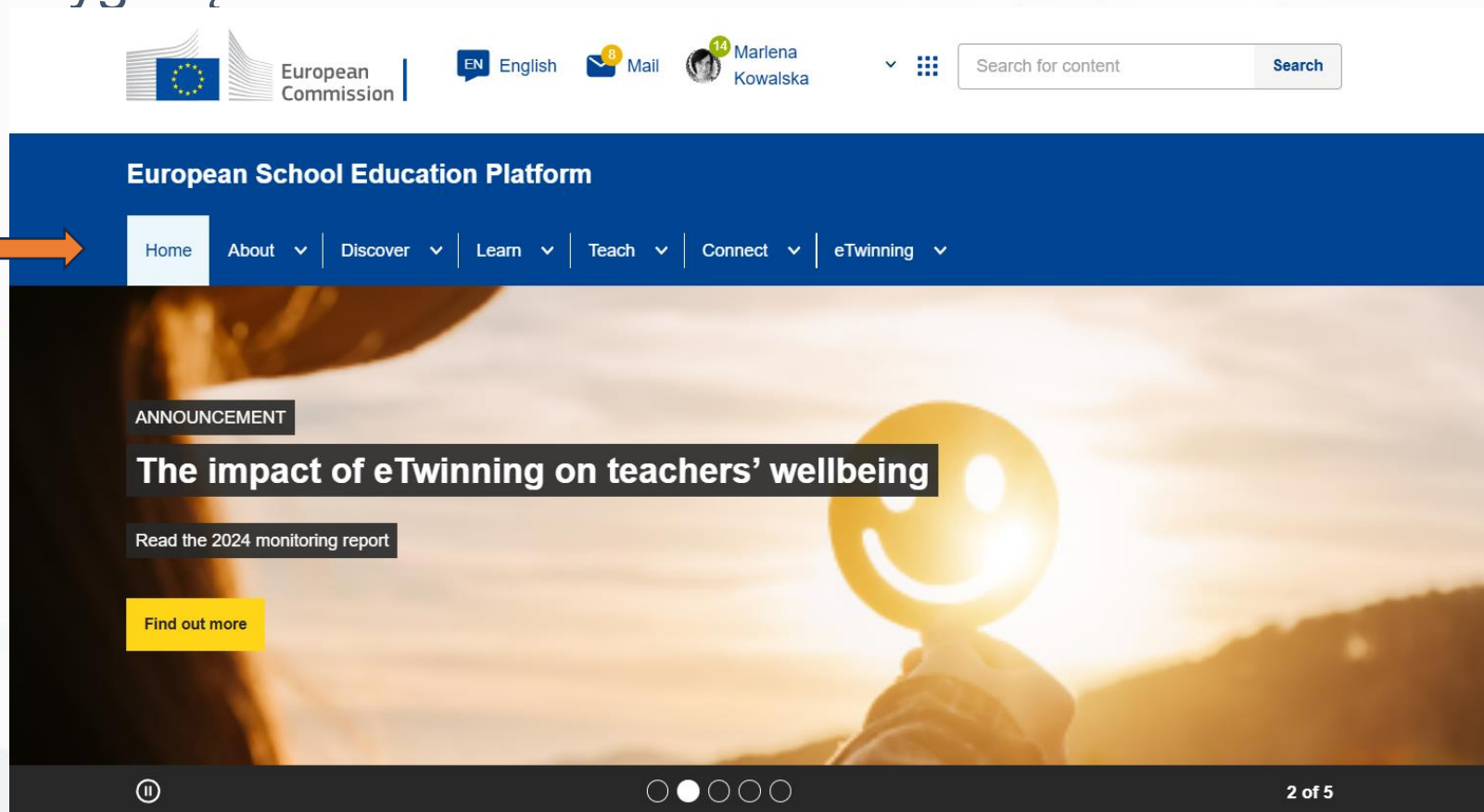


## Strona eTwinning – zakładki i logowanie



The screenshot shows the eTwinning website homepage. At the top, there is a blue navigation bar with 'Kontakt' and 'Newsletter' links. Below this is a white header area containing logos for 'frse' (Fundacja Rozwoju Systemów Edukacji), 'eTwinning', and 'Solidarni z Ukrainą'. To the right of these logos is a search bar, a 'Dołącz do społeczności eTwinning' button, and a 'ZOBACZ MENU' button with a hamburger icon. The main content area has a dark blue background. A large white text element reads 'Zaloguj się na swoje konto eTwinning >>' with an orange arrow pointing to it from the left. Below this is a horizontal row of five colored buttons: 'O programie' (blue), 'Szkolenia' (yellow), 'Inspiracje i materiały' (orange), 'Konkursy' (green), and 'Przedstawiciele' (purple). Each button has an icon. Below the buttons is a dark blue bar with the text 'Znajdź nas na social mediach' and five social media icons: Facebook, Instagram, YouTube, Twitter, and LinkedIn. At the bottom, there is a yellow banner with the text 'Transformacja cyfrowa z eTwinning' and a dark blue button labeled 'DOŁĄCZ DO KAMPANII'.

## Zaczynamy przygodę z ESEP – zakładki na stronie



European Commission | EN English | Mail 8 | Marlena Kowalska 14

Search for content Search

### European School Education Platform

Home About Discover Learn Teach Connect eTwinning

ANNOUNCEMENT

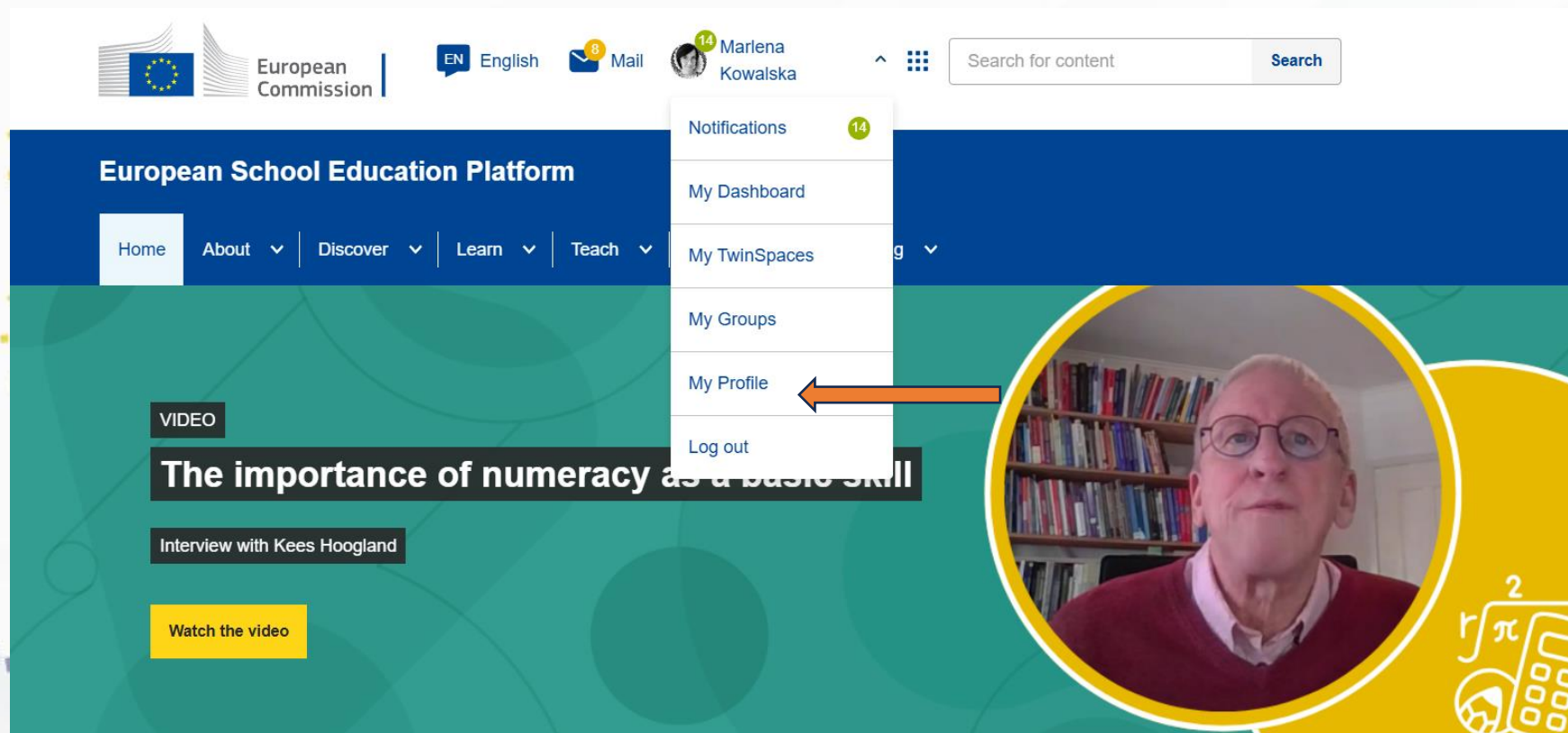
## The impact of eTwinning on teachers' wellbeing

Read the 2024 monitoring report

Find out more

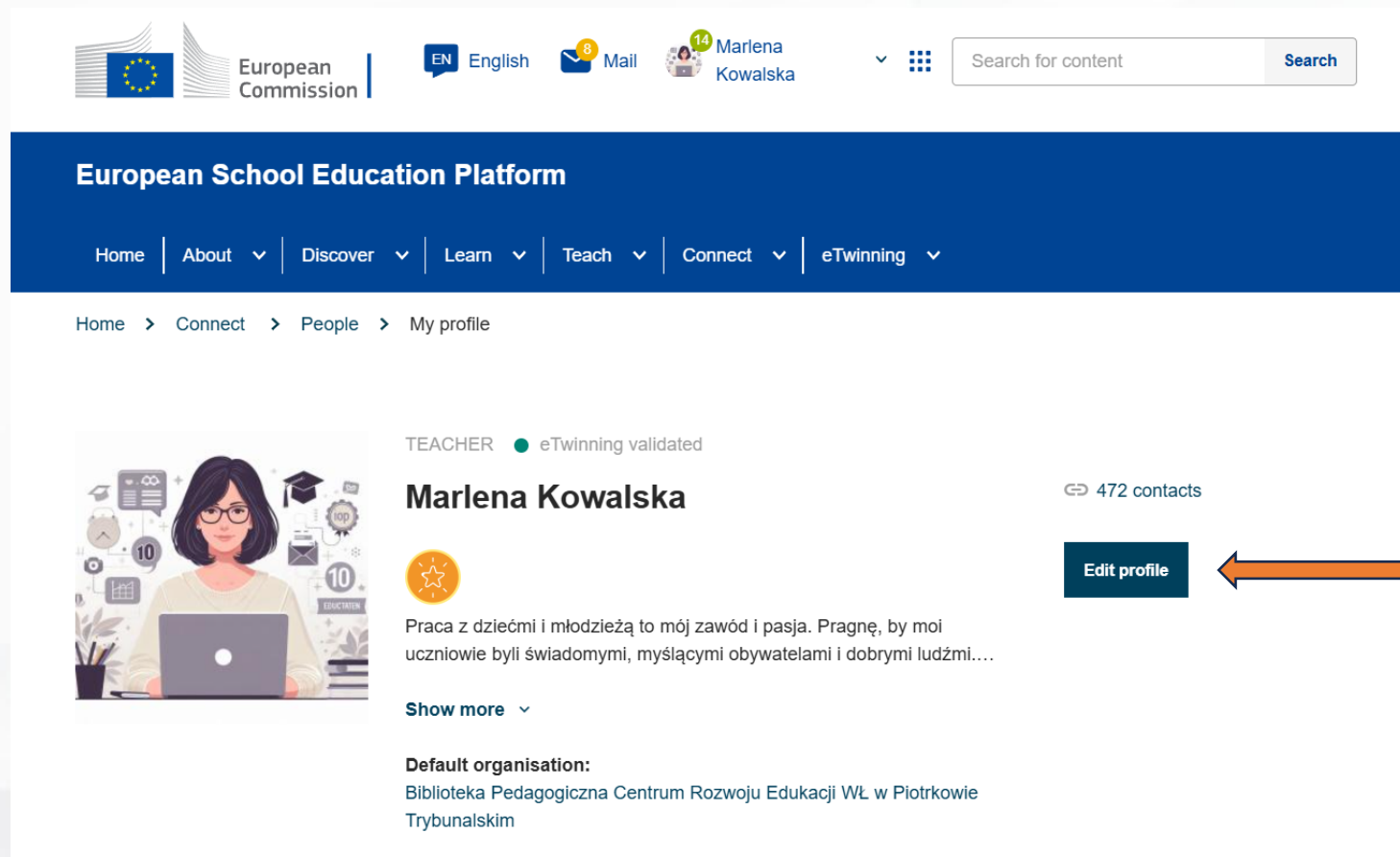
2 of 5

## Edytuj swój profil



The screenshot displays the user interface of the European School Education Platform. At the top, there is a navigation bar with the European Commission logo, language options (English), a mail icon with a notification badge, and the user's name 'Marlena Kowalska' with a profile picture and a notification badge. A search bar is located on the right. Below the navigation bar, the main content area features a blue header with the text 'European School Education Platform' and a menu with options: Home, About, Discover, Learn, and Teach. A user profile dropdown menu is open, listing: Notifications (14), My Dashboard, My TwinSpaces, My Groups, My Profile (highlighted with an orange arrow), and Log out. The main content area also features a video player with the title 'The importance of numeracy as a basic skill' and a 'Watch the video' button. A circular inset image shows a man with glasses and a red sweater, likely the ambassador mentioned in the footer. The background of the page is decorated with a pattern of blue and yellow squares and mathematical symbols like  $\pi$  and  $r^2$ .

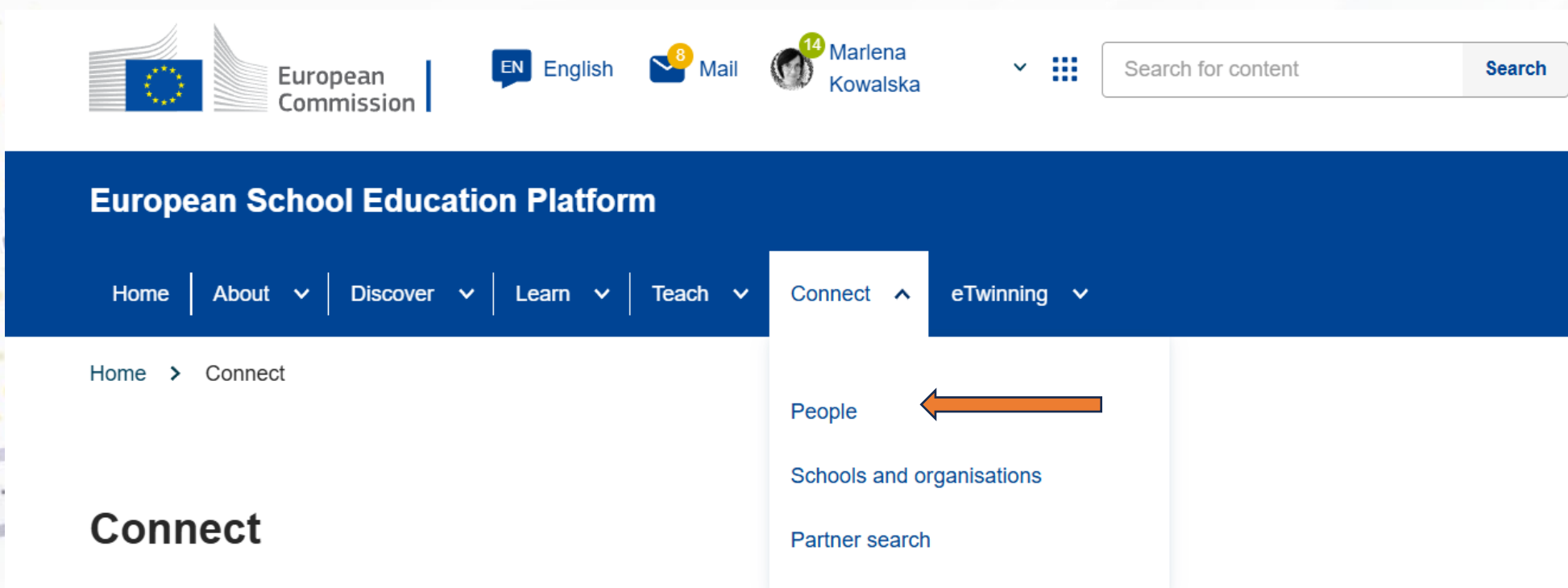
## Edytuj swój profil



The screenshot shows the eTwinning user interface. At the top, there is a navigation bar with the European Commission logo, language settings (EN English), a mail icon with 8 notifications, and a user profile for Marlena Kowalska with 14 contacts. A search bar is also present. Below this is a dark blue header for the 'European School Education Platform' with a menu: Home | About | Discover | Learn | Teach | Connect | eTwinning. The breadcrumb trail reads: Home > Connect > People > My profile. The main profile area features a profile picture of a woman at a laptop, the role 'TEACHER' with an 'eTwinning validated' badge, and the name 'Marlena Kowalska'. A bio states: 'Praca z dziećmi i młodzieżą to mój zawód i pasja. Pragnę, by moi uczniowie byli świadomymi, myślącymi obywatelami i dobrymi ludźmi...'. There is a 'Show more' dropdown and a 'Default organisation' listed as 'Biblioteka Pedagogiczna Centrum Rozwoju Edukacji WŁ w Piotrkowie Trybunalskim'. On the right, it shows '472 contacts' and an 'Edit profile' button, which is highlighted by an orange arrow.

Mój pierwszy projekt z Ambasadorem- listopad 2024 - M. Kowalska

Szczególnie ważne miejsca – wyszukiwanie nauczycieli:



The screenshot shows the top navigation bar of the European School Education Platform. It includes the European Commission logo, language selection (English), a mail icon with 8 notifications, a user profile for Marlena Kowalska with 14 notifications, and a search bar with the text "Search for content" and a "Search" button. Below the navigation bar is a dark blue header with the text "European School Education Platform". The main navigation menu is displayed in a dark blue bar with the following items: Home, About, Discover, Learn, Teach, Connect, and eTwinning. The "Connect" menu is expanded, showing three options: "People", "Schools and organisations", and "Partner search". An orange arrow points to the "People" option. The breadcrumb "Home > Connect" is visible below the navigation bar. The word "Connect" is also displayed in large text on the left side of the page.

## Zapraszanie do kontaktów:

### Connect

Schools & Organisations Partner finding **People**


### People

Show filters


[Clear filters](#)

### All people (1)

Showing 1 result

Name ^	Default organisation	Registration date	Is eTwinner?
 Monika Famulska	Szkoła Podstawowa im. Józefa Pawlikowskiego w Rozprzy (Poland)	11.08.2020	Yes

## Zapraszanie do kontaktów:



TEACHER ● eTwinning validated

**Monika Famulska**

Kocham nauczanie, zwłaszcza Języka Angielskiego :)

Show more ▾

**Default organisation:**

Szkoła Podstawowa im. Józefa Pawlikowskiego w Rozprzy

🔗 2 contacts

Add as contact

More options ⋮

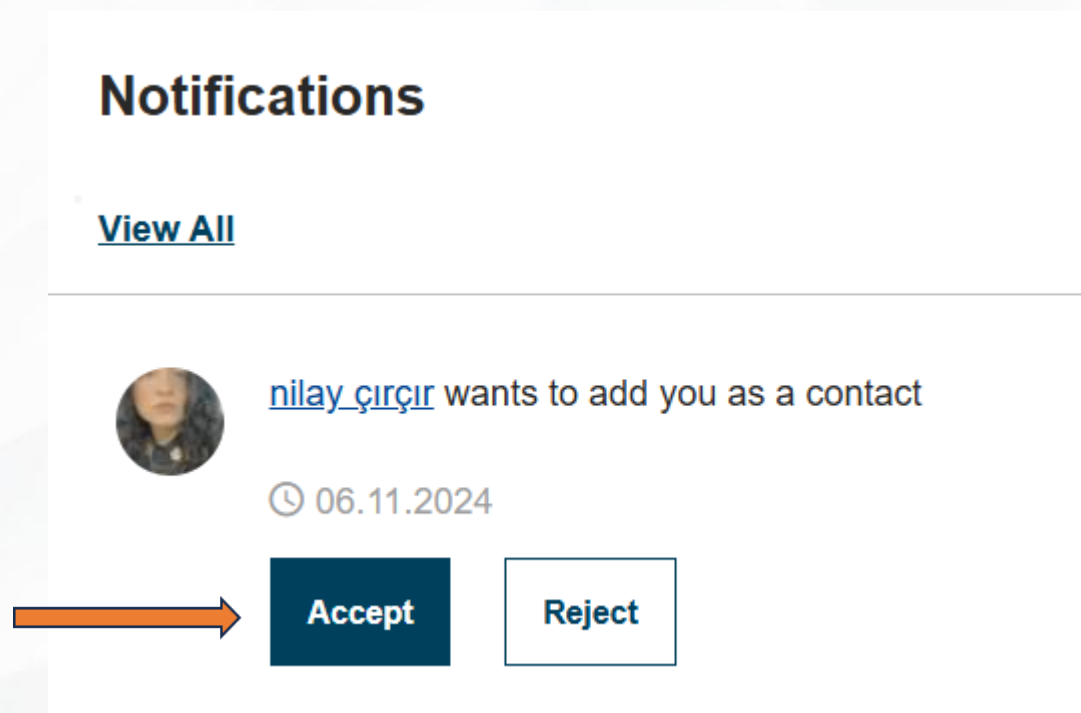
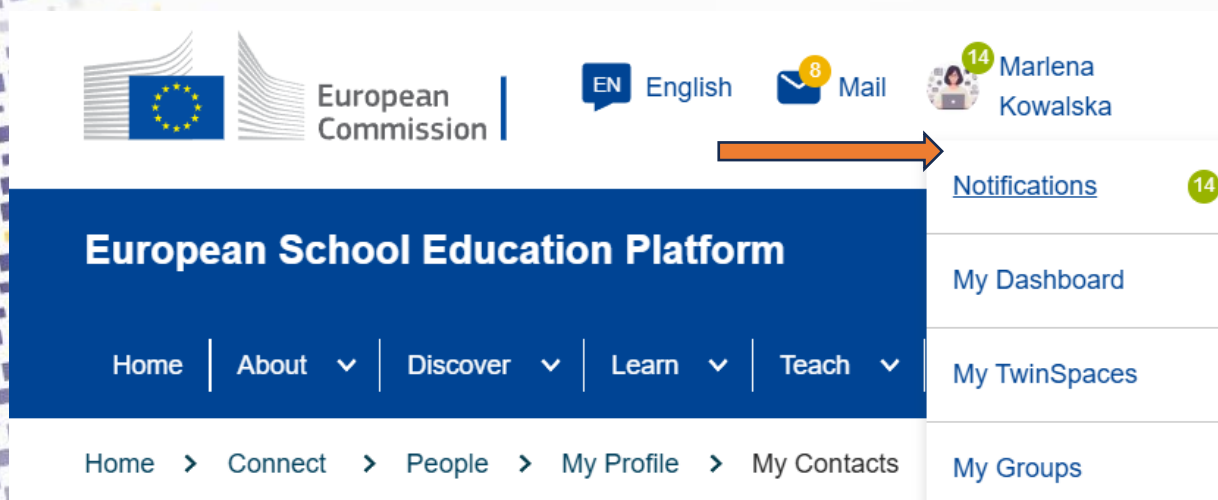
Organisations

About

Projects

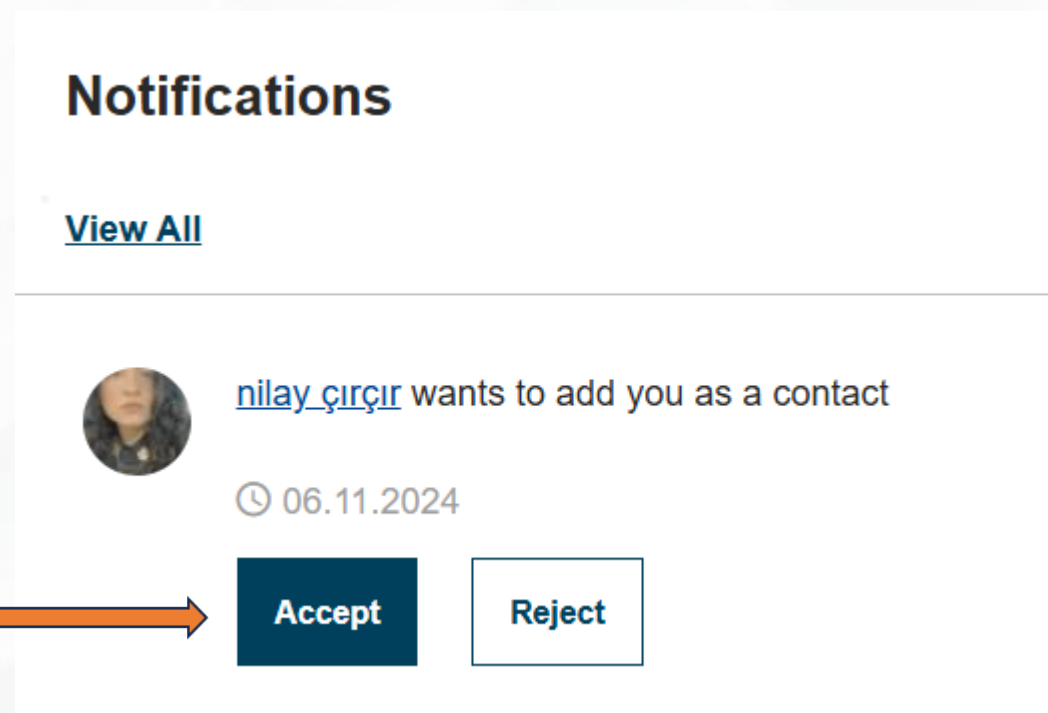


## Zapraszanie do kontaktów:




## Zapraszanie do kontaktów:

- By **dołączyć do projektu**, musimy **mieć** w swoich **kontaktach** jednego z założycieli wybranego projektu!
- Tylko **założyciele** projektu mogą **zapraszać** do dołączenia do projektu 😊



**Notifications**

[View All](#)

 [nilay\\_çirçir](#) wants to add you as a contact

🕒 06.11.2024

**Accept** **Reject**

## Wysyłanie wiadomości – sposób 1:

Home > Connect > People > Monika Famulska



TEACHER ● eTwinning validated

### Monika Famulska

Kocham nauczanie, zwłaszcza Języka Angielskiego :)

Show more ▾

**Default organisation:**  
Szkoła Podstawowa im. Józefa Pawlikowskiego w Rozprzy

Organisations About Projects

🔗 2 contacts

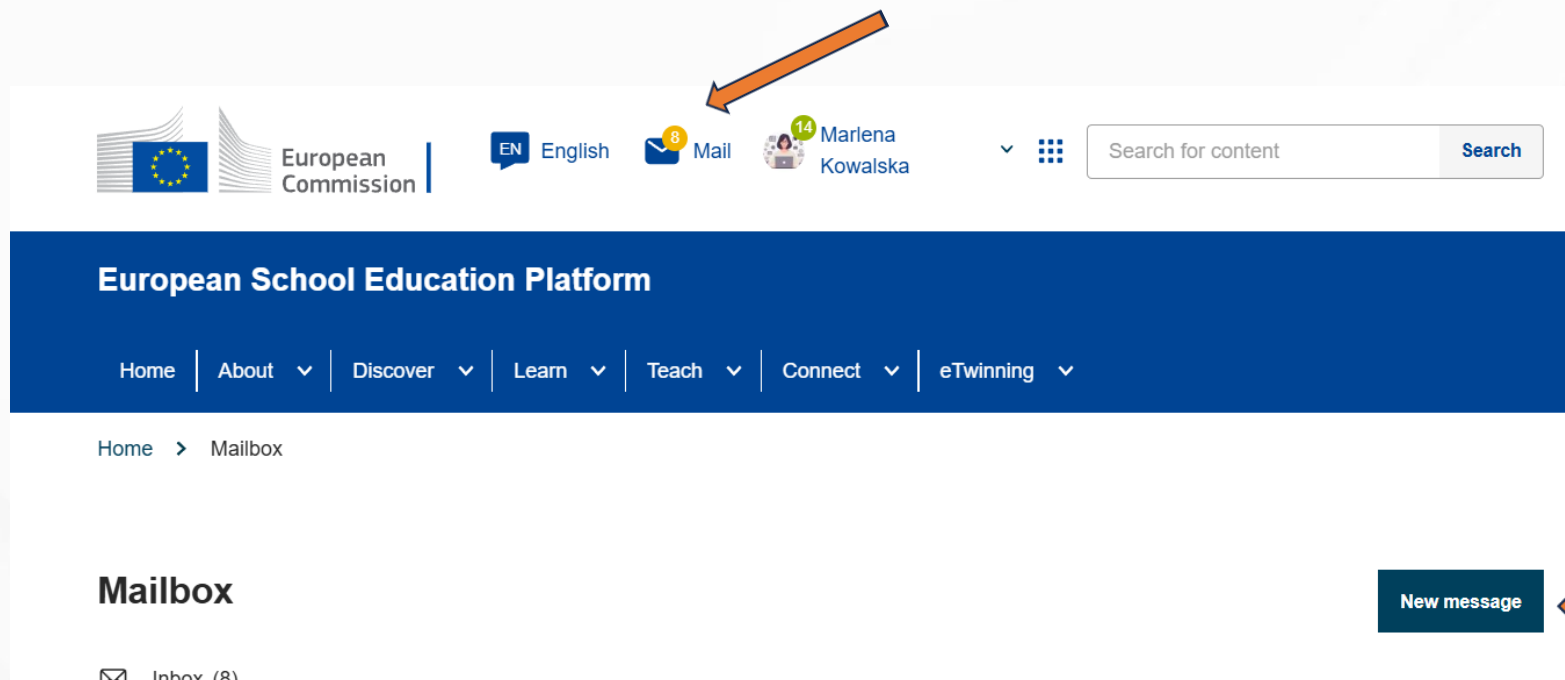
Add as contact

More options ⋮

Send a message

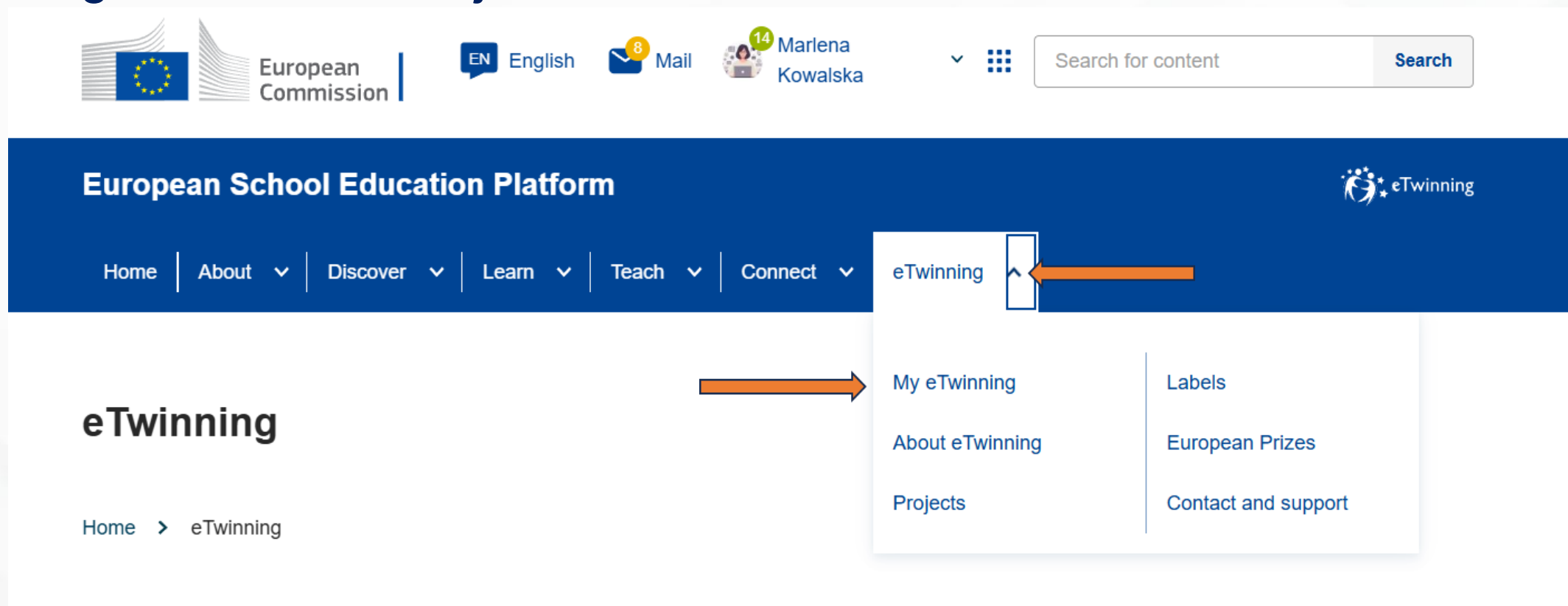
Report

## Wysyłanie wiadomości – sposób 2:



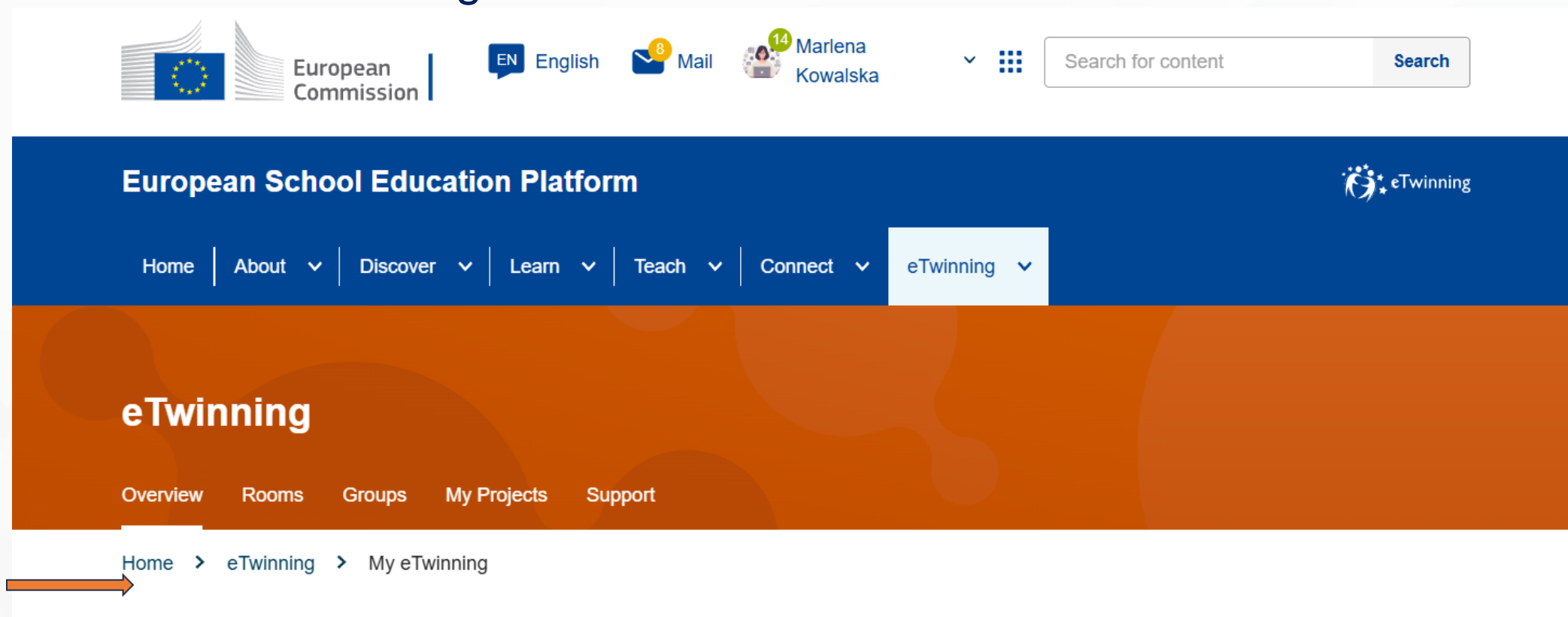
The screenshot shows the top navigation bar of the European School Education Platform. It includes the European Commission logo, language selection (EN English), a mail icon with a notification badge '8', and a user profile for Marlena Kowalska with a notification badge '14'. A search bar is also present. Below this is a dark blue header with the text 'European School Education Platform' and a navigation menu with items: Home, About, Discover, Learn, Teach, Connect, and eTwinning. The breadcrumb trail shows 'Home > Mailbox'. The main content area is titled 'Mailbox' and shows 'Inbox (8)'. A dark teal button labeled 'New message' is highlighted with an orange arrow pointing to it from the right. Another orange arrow points from the top right towards the mail icon in the navigation bar.

## Szczególnie ważne miejsca:



The screenshot displays the top navigation area of the eTwinning website. At the top left, there is the European Commission logo and the text "European Commission". To the right, there are language options ("EN English"), a mail icon with a notification badge "8", and a user profile for "Marlena Kowalska" with a notification badge "14". A search bar with the placeholder "Search for content" and a "Search" button is located on the right. Below this is a dark blue header with the text "European School Education Platform" and the eTwinning logo. A navigation menu includes "Home", "About", "Discover", "Learn", "Teach", and "Connect", each with a dropdown arrow. The "eTwinning" link is highlighted with a white box and an orange arrow pointing to it. A dropdown menu is open below "eTwinning", listing "My eTwinning", "About eTwinning", "Projects", "Labels", "European Prizes", and "Contact and support". An orange arrow points from the "eTwinning" link to the "My eTwinning" option in the dropdown. Below the navigation menu, the page content shows "eTwinning" and a breadcrumb "Home > eTwinning".

## Przestrzeń eTwinning - zakładki:



The screenshot shows the top navigation area of the eTwinning website. At the top left, there is the European Commission logo and the text 'European Commission'. To the right, there are language options ('EN English'), a mail icon with a notification badge '8', and a user profile for 'Marlena Kowalska' with a notification badge '14'. A search bar with the placeholder text 'Search for content' and a 'Search' button is located on the right. Below this is a dark blue header with the text 'European School Education Platform' and the eTwinning logo. A navigation menu is displayed below the header, with options: Home, About, Discover, Learn, Teach, Connect, and eTwinning. The 'eTwinning' option is highlighted. Below the navigation menu is a large orange banner with the text 'eTwinning' and sub-menu items: Overview, Rooms, Groups, My Projects, and Support. At the bottom of the banner, a breadcrumb trail shows 'Home > eTwinning > My eTwinning', with an orange arrow pointing to the 'My eTwinning' link.

## Dodaj swój post:

eTwinning

Home > eTwinning > New update

2.

New update

### Update details

\* indicates a required field

Message \*

**B** *I* U @ 🗨️

Updates

1.

Add new update



**Jolanta Gradowska**

Last updated 09.11.2024

Krajowe Biuro eTwinning zaprasza na międzynarodowe seminarium online dla Szkół eTwinning.


Nabór: <https://konferencje.etwinning.pl/multilateral-seminar-citizenship-life-skills-2024>



Comment Unlike Report

0 2

## Moje projekty:

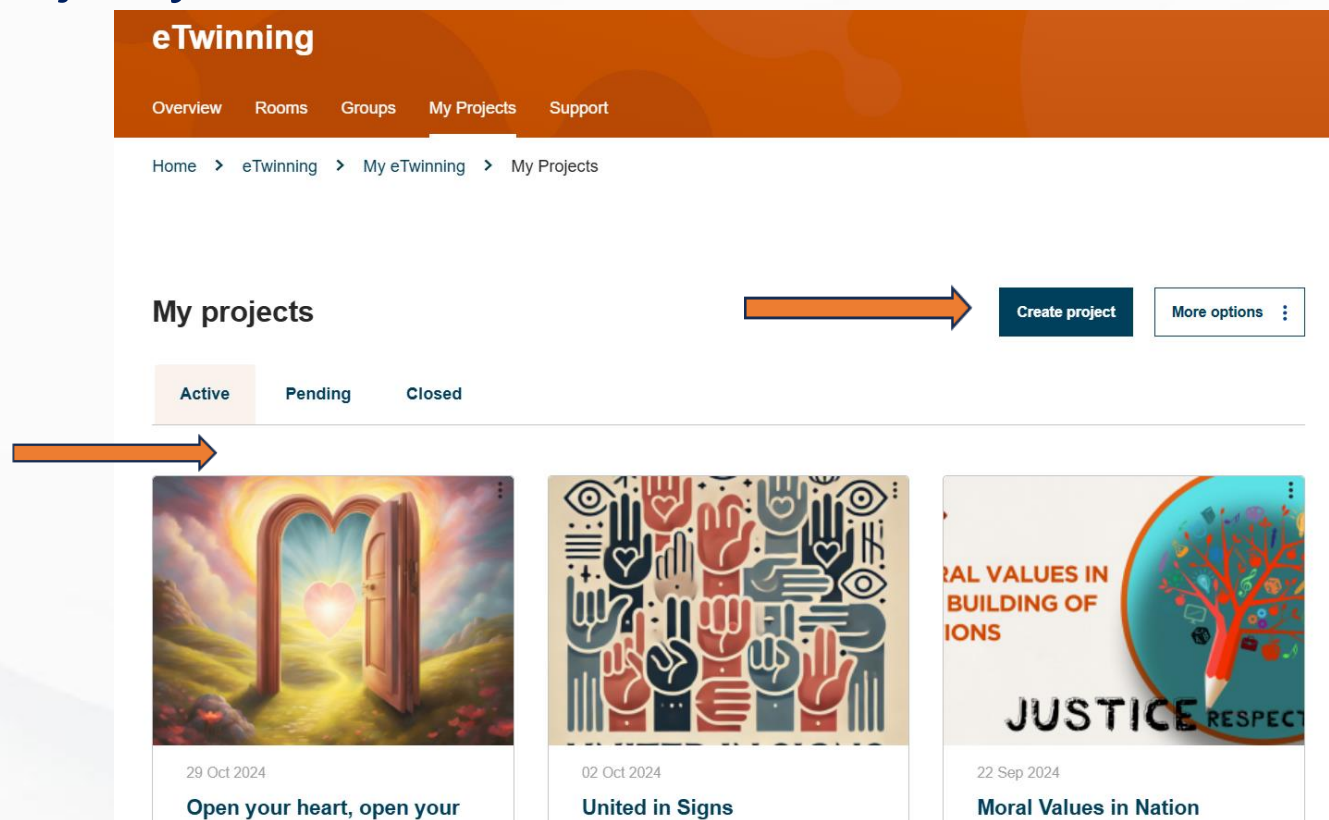


The screenshot shows the eTwinning user interface. At the top, there is the European Commission logo, a language selector set to 'EN English', a mail icon with a notification badge of '8', and a user profile for 'Marlena Kowalska' with a notification badge of '14'. Below this is a dark blue navigation bar with the text 'European School Education Platform' and a menu with items: Home, About, Discover, Learn, Teach, Connect, and eTwinning. Underneath is an orange banner with the 'eTwinning' logo and a sub-menu with items: Overview, Rooms, Groups, My Projects, and Support. At the bottom, a breadcrumb trail reads 'Home > eTwinning > My eTwinning > My Projects', with an orange arrow pointing to the 'My Projects' link.

Mój pierwszy projekt z Ambasadorem- listopad 2024 - M. Kowalska



## Moje projekty:



eTwinning

Overview Rooms Groups My Projects Support

Home > eTwinning > My eTwinning > My Projects

My projects

Create project More options

Active Pending Closed

29 Oct 2024

Open your heart, open your

02 Oct 2024

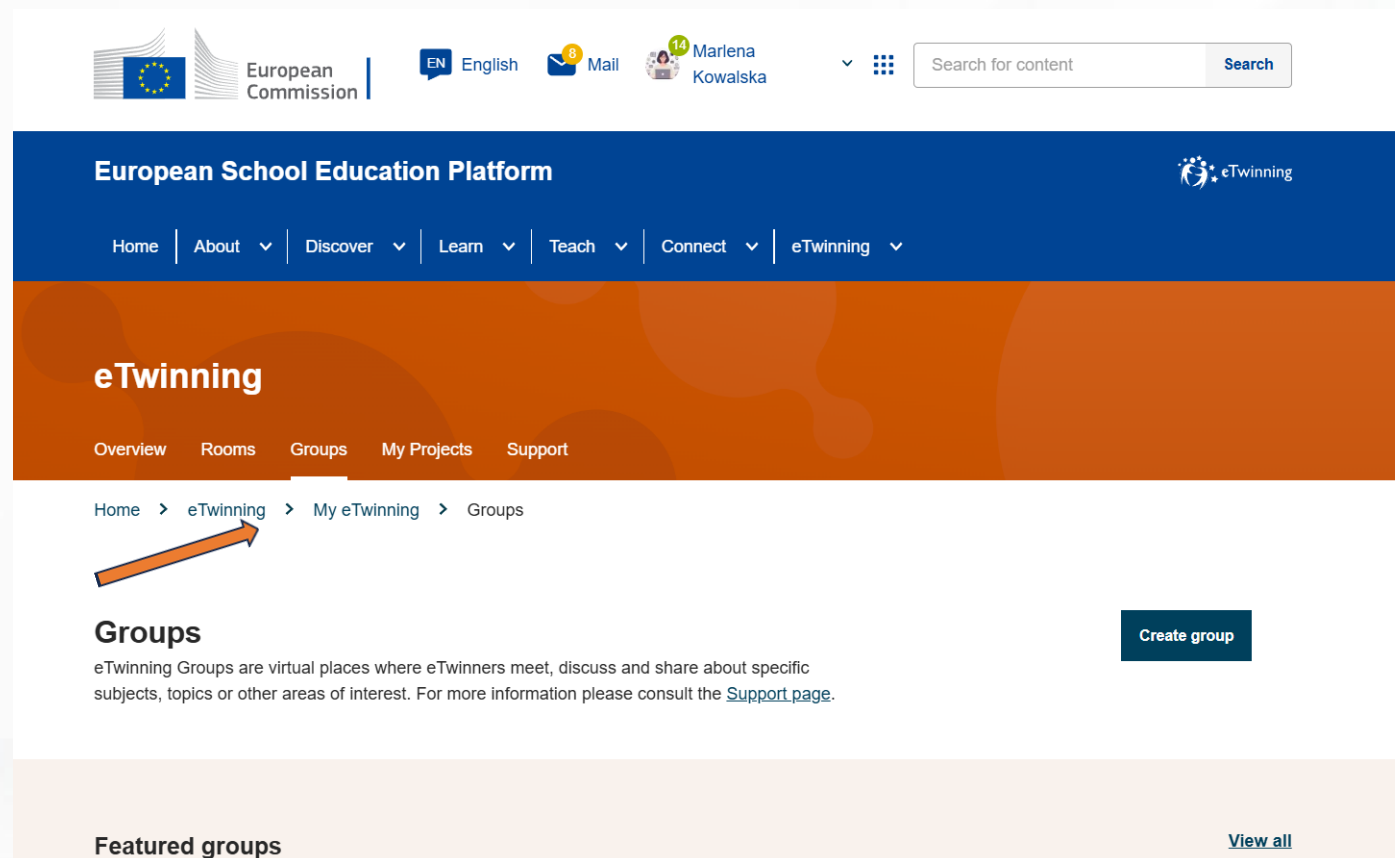
United in Signs

22 Sep 2024

Moral Values in Nation

Mój pierwszy projekt z Ambasadorem- listopad 2024 - M. Kowalska

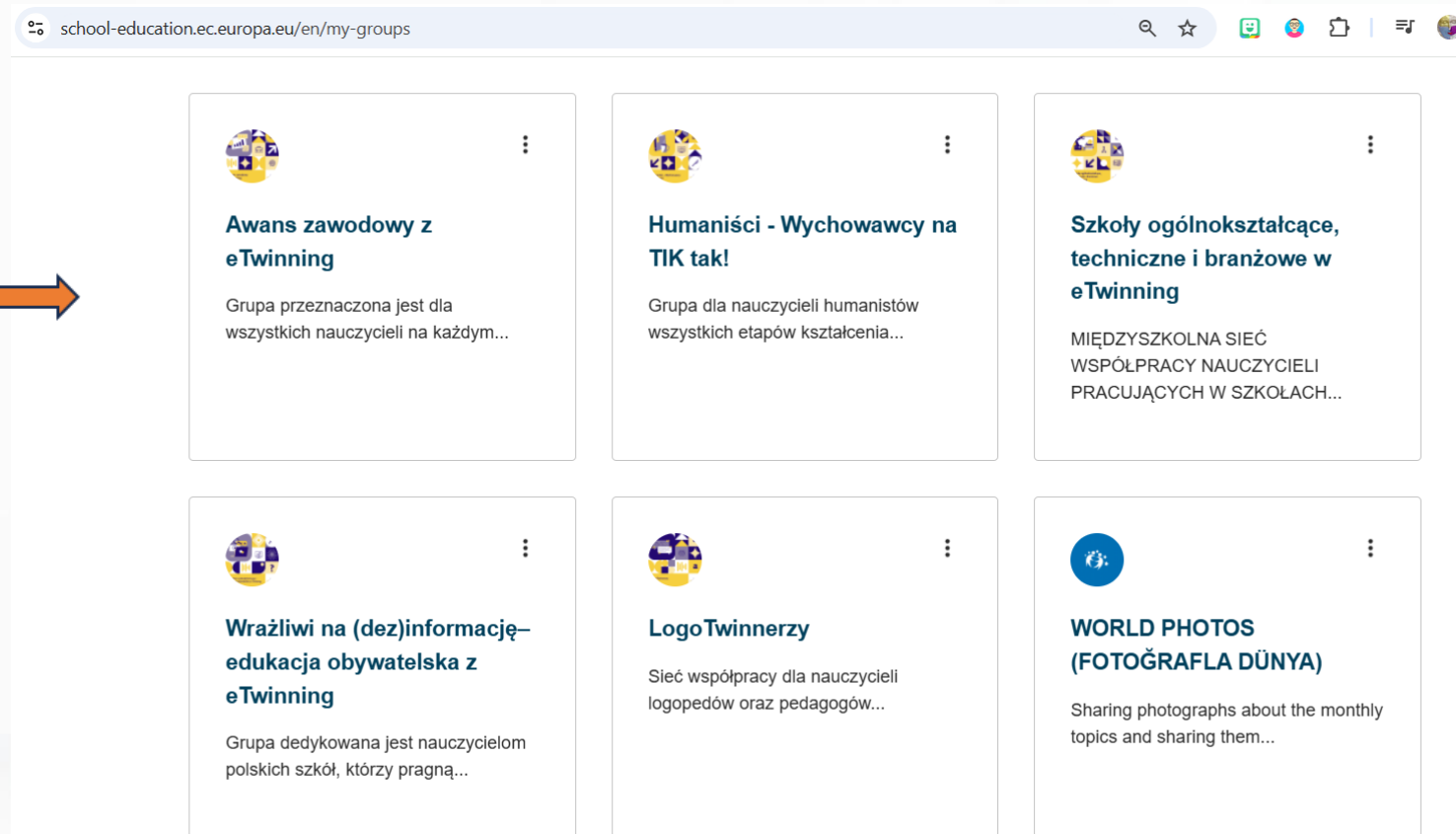
## Przestrzeń eTwinning – dołączanie do grup:



The screenshot shows the eTwinning website interface. At the top, there is a navigation bar with the European Commission logo, language options (EN English), a mail icon with a notification badge (8), and a user profile for Marlena Kowalska with a notification badge (14). A search bar is also present. Below this is a dark blue header with the text 'European School Education Platform' and the eTwinning logo. A secondary navigation bar contains links for Home, About, Discover, Learn, Teach, Connect, and eTwinning. The main content area has an orange background with the heading 'eTwinning' and sub-links for Overview, Rooms, Groups, My Projects, and Support. A breadcrumb trail reads 'Home > eTwinning > My eTwinning > Groups', with an orange arrow pointing to the 'Groups' link. Below the breadcrumb, the 'Groups' section is introduced with a 'Create group' button. A description states: 'eTwinning Groups are virtual places where eTwinners meet, discuss and share about specific subjects, topics or other areas of interest. For more information please consult the [Support page](#).' At the bottom, there is a section for 'Featured groups' with a 'View all' link.

## Grupy eTwinning:

Dołącz już dziś



The screenshot shows a web browser interface with the URL [school-education.ec.europa.eu/en/my-groups](https://school-education.ec.europa.eu/en/my-groups). The page displays a grid of six eTwinning groups, each with a circular profile picture, a title, and a brief description. Each group also has a vertical ellipsis menu icon in the top right corner.

- Awans zawodowy z eTwinning**  
Grupa przeznaczona jest dla wszystkich nauczycieli na każdym...
- Humanisci - Wychowawcy na TIK tak!**  
Grupa dla nauczycieli humanistów wszystkich etapów kształcenia...
- Szkoły ogólnokształcące, techniczne i branżowe w eTwinning**  
MIĘDZYSZKOLNA SIEĆ WSPÓŁPRACY NAUCZYCIELI PRACUJĄCYCH W SZKOŁACH...
- Wrażliwi na (dez)informację- edukacja obywatelska z eTwinning**  
Grupa dedykowana jest nauczycielom polskich szkół, którzy pragną...
- LogoTwinerzy**  
Sieć współpracy dla nauczycieli logopedów oraz pedagogów...
- WORLD PHOTOS (FOTOĞRAFLA DÜNYA)**  
Sharing photographs about the monthly topics and sharing them...



Dofinansowane przez  
Unię Europejską



**Q&A**

**Marlena Kowalska**

**[panikowalska.poczta@gmail.com](mailto:panikowalska.poczta@gmail.com)**

